

Girls Bedroom

GENERAL NOTES:-

1. ALL DIMENSIONS ARE IN Meters AND (UNLESS NOTED OTHERWISE)
2. DO NOT SCALE FROM THE DRAWINGS
3. ANY DISCREPANCIES TO BE NOTED TO ARCHITECT IMMEDIATELY
4. ALL DIMENSIONS TO BE CHECKED ON SITE
5. ALL DRAWINGS SHOULD BE READ IN CONJUNCTION WITH OTHER RELEVANT DISCIPLINES AND CONTRACT DOCUMENTS

Client :

Project :

Residential Villa

Space title :

Girls Bedroom

Drawing title:

Design concept :

Checked by :

Date :

Drawing No : 00

Notes:

This is a concept design details, shop drawings to be done by the contractors to meet the feel and look of the design perspectives, any discrepancy in the drawings the concept perspectives design should supersede and the contractor to highlight these before any execution to avoid any confusion and work execution miss matching the design concept.



GENERAL NOTES:-

1. ALL DIMENSIONS ARE IN Meters AND (UNLESS NOTED OTHERWISE)
2. DO NOT SCALE FROM THE DRAWINGS
3. ANY DISCREPANCIES TO BE NOTED TO ARCHITECT IMMEDIATELY
4. ALL DIMENSIONS TO BE CHECKED ON SITE
5. ALL DRAWINGS SHOULD BE READ IN CONJUNCTION WITH OTHER RELEVANT DISCIPLINES AND CONTRACT DOCUMENTS

Client :

Project :

Residential Villa

Space title :

Girls Bedroom

Drawing title:

Design concept :

Checked by :

Date :

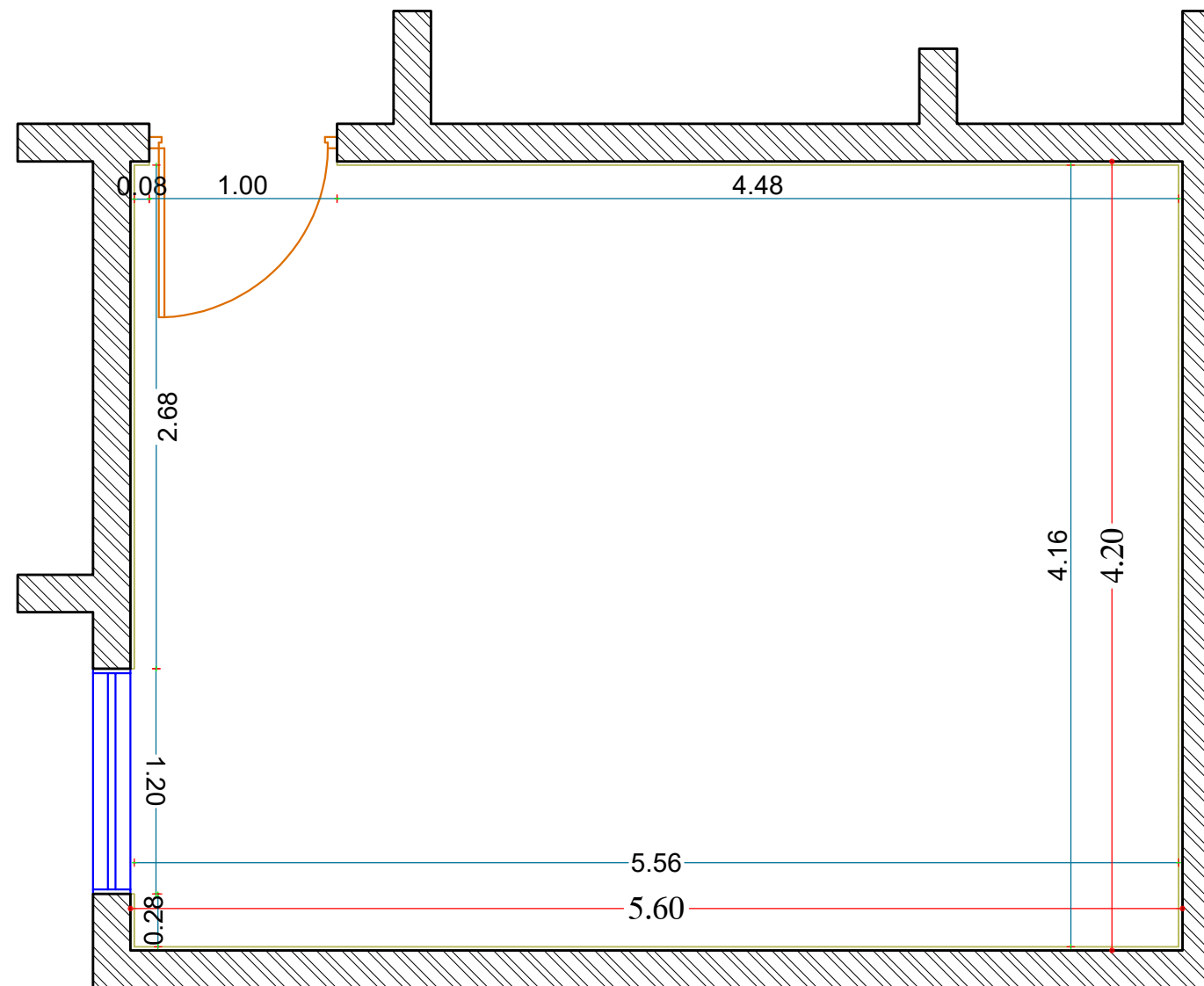
Drawing No : 00

Notes:

This is a concept design details, shop drawings to be done by the contractors to meet the feel and look of the design perspectives, any discrepancy in the drawings the concept perspectives design should supersede and the contractor to highlight these before any execution to avoid any confusion and work execution miss matching the design concept.

GENERAL NOTES:-

1. ALL DIMENSIONS ARE IN Meters AND (UNLESS NOTED OTHERWISE)
2. DO NOT SCALE FROM THE DRAWINGS
3. ANY DISCREPANCIES TO BE NOTED TO ARCHITECT IMMEDIATELY
4. ALL DIMENSIONS TO BE CHECKED ON SITE
5. ALL DRAWINGS SHOULD BE READ IN CONJUNCTION WITH OTHER RELEVANT DISCIPLINES AND CONTRACT DOCUMENTS



1
**GROUND FLOOR
DIMENSION PLAN**
 SCALE 1:50

Client :

Project :

Residential Villa

Space title :

Girls Bedroom

Drawing title:

Design concept :

Checked by :

Date :

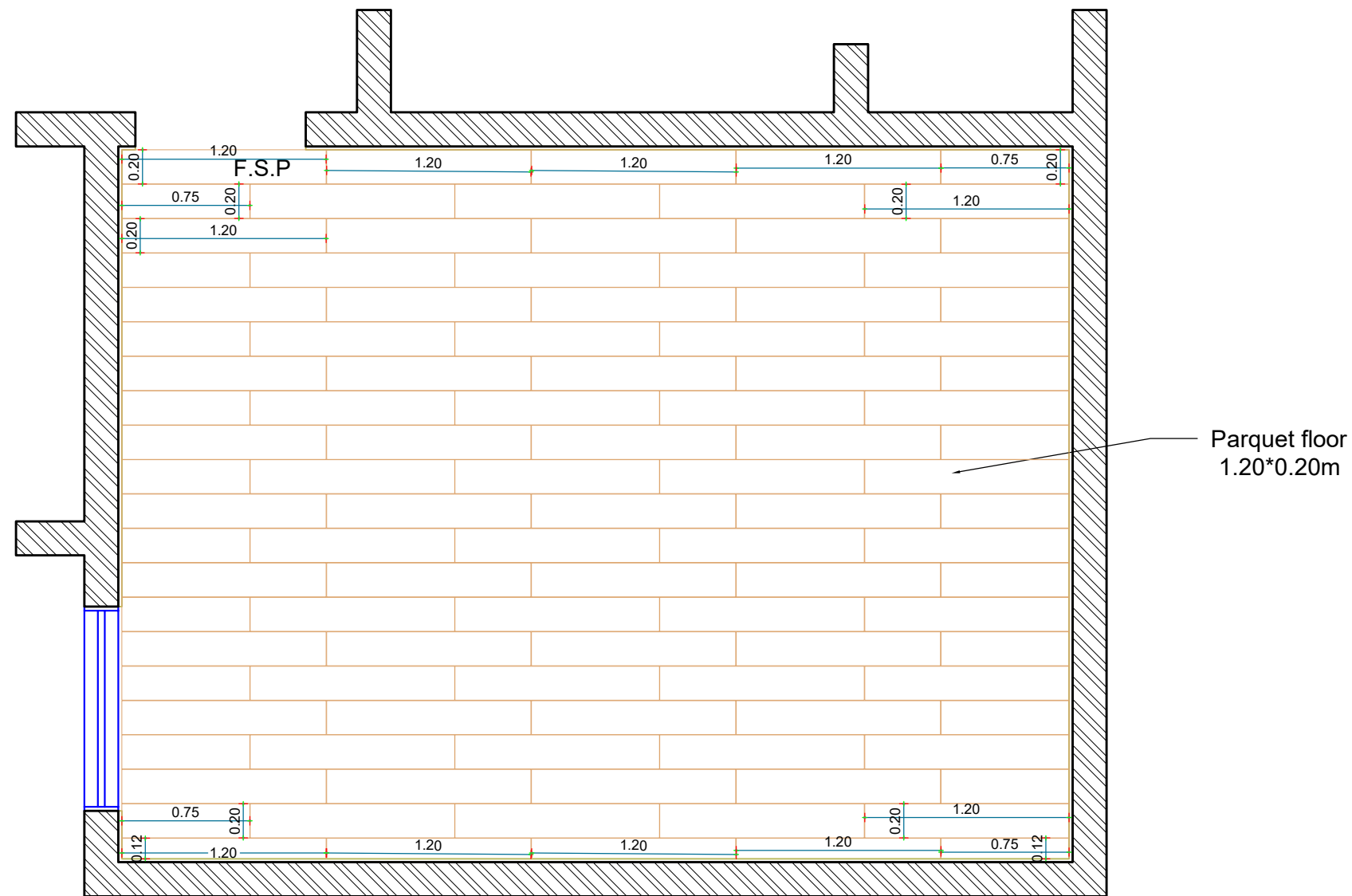
Drawing No : 00

Notes:

This is a concept design details, shop drawings to be done by the contractors to meet the feel and look of the design perspectives, any discrepancy in the drawings the concept perspectives design should supersede and the contractor to highlight these before any execution to avoid any confusion and work execution miss matching the design concept.

GENERAL NOTES:-

1. ALL DIMENSIONS ARE IN Meters AND (UNLESS NOTED OTHERWISE)
2. DO NOT SCALE FROM THE DRAWINGS
3. ANY DISCREPANCIES TO BE NOTED TO ARCHITECT IMMEDIATELY
4. ALL DIMENSIONS TO BE CHECKED ON SITE
5. ALL DRAWINGS SHOULD BE READ IN CONJUNCTION WITH OTHER RELEVANT DISCIPLINES AND CONTRACT DOCUMENTS



3
GROUND FLOOR FLOORING PLAN
 SCALE 1:50

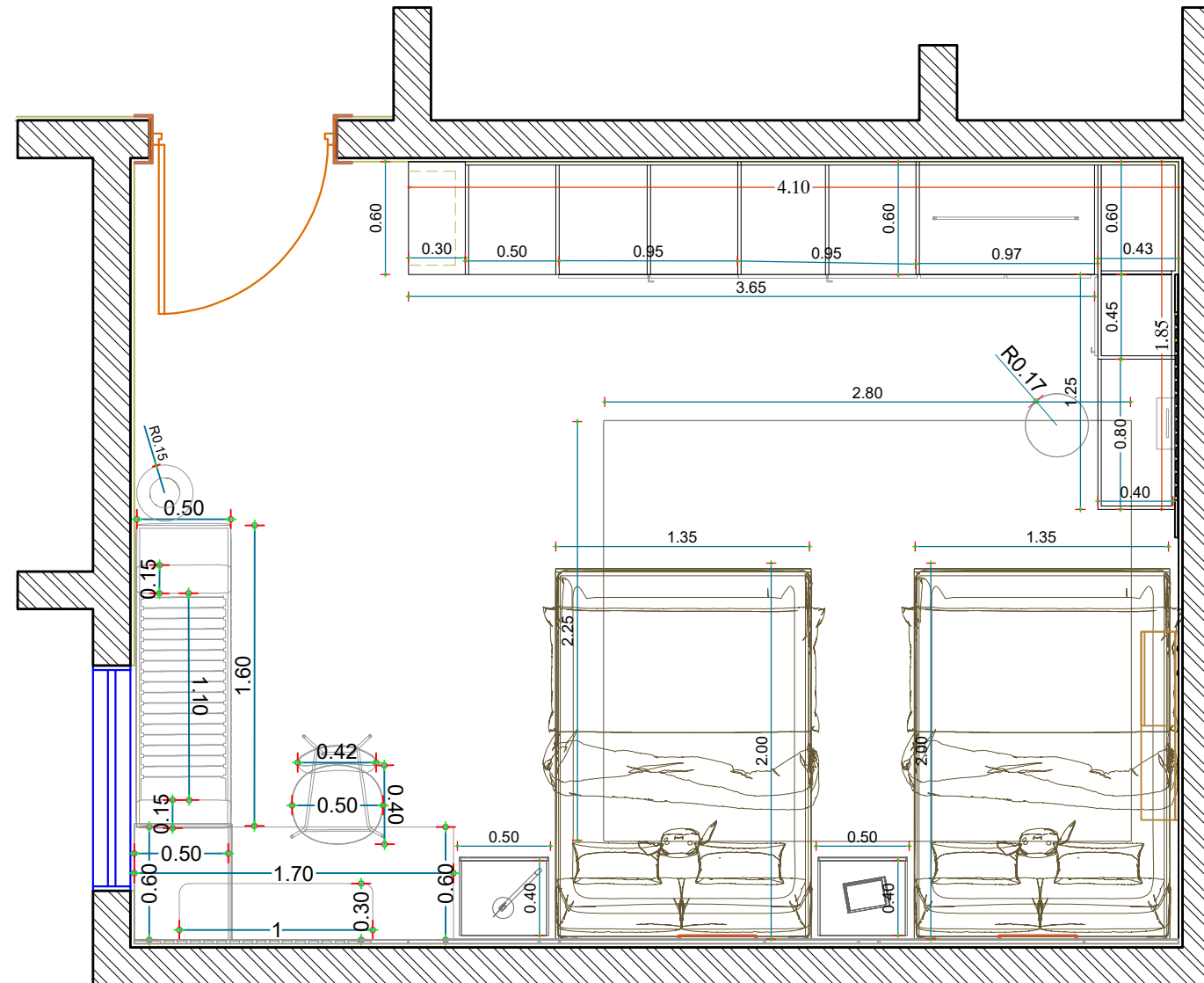
Notes:

This is a concept design details, shop drawings to be done by the contractors to meet the feel and look of the design perspectives, any discrepancy in the drawings the concept perspectives design should supersede and the contractor to highlight these before any execution to avoid any confusion and work execution miss matching the design concept.

Client :	
Project : Residential Villa	
Space title : Girls Bedroom	
Drawing title:	
Design concept :	Checked by :
Date :	Drawing No : 00

GENERAL NOTES:-

1. ALL DIMENSIONS ARE IN Meters AND (UNLESS NOTED OTHERWISE)
2. DO NOT SCALE FROM THE DRAWINGS
3. ANY DISCREPANCIES TO BE NOTED TO ARCHITECT IMMEDIATELY
4. ALL DIMENSIONS TO BE CHECKED ON SITE
5. ALL DRAWINGS SHOULD BE READ IN CONJUNCTION WITH OTHER RELEVANT DISCIPLINES AND CONTRACT DOCUMENTS



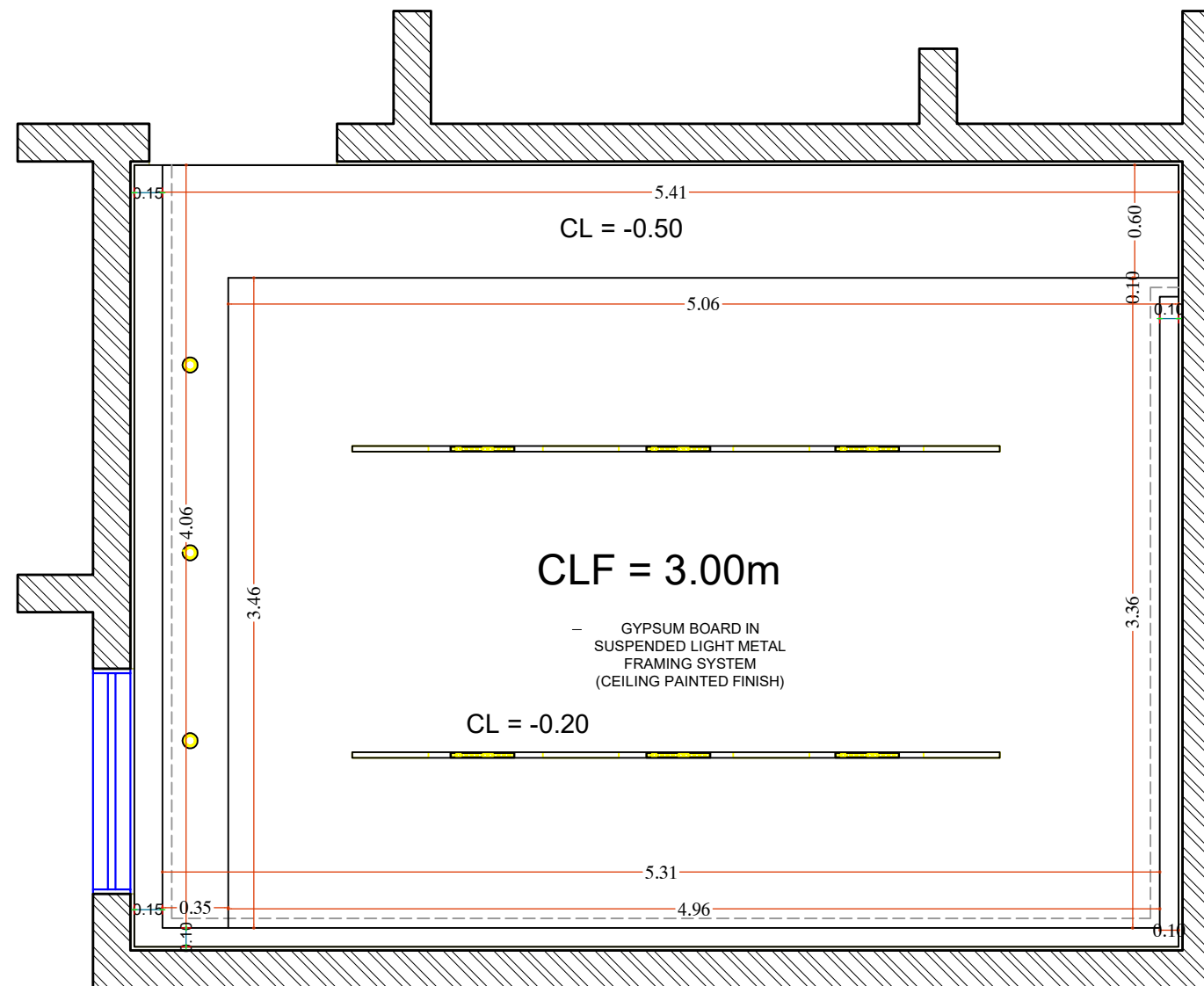
4
GROUND FLOOR FURNITURE PLAN
 SCALE 1:50

Notes:
 This is a concept design details, shop drawings to be done by the contractors to meet the feel and look of the design perspectives, any discrepancy in the drawings the concept perspectives design should supersede and the contractor to highlight these before any execution to avoid any confusion and work execution miss matching the design concept.

Client :	
Project : Residential Villa	
Space title : Girls Bedroom	
Drawing title:	
Design concept :	Checked by :
Date :	Drawing No : 00

GENERAL NOTES:-

1. ALL DIMENSIONS ARE IN Meters AND (UNLESS NOTED OTHERWISE)
2. DO NOT SCALE FROM THE DRAWINGS
3. ANY DISCREPANCIES TO BE NOTED TO ARCHITECT IMMEDIATELY
4. ALL DIMENSIONS TO BE CHECKED ON SITE
5. ALL DRAWINGS SHOULD BE READ IN CONJUNCTION WITH OTHER RELEVANT DISCIPLINES AND CONTRACT DOCUMENTS



5
**GROUND FLOOR
CEILING PLAN**
 SCALE 1:50

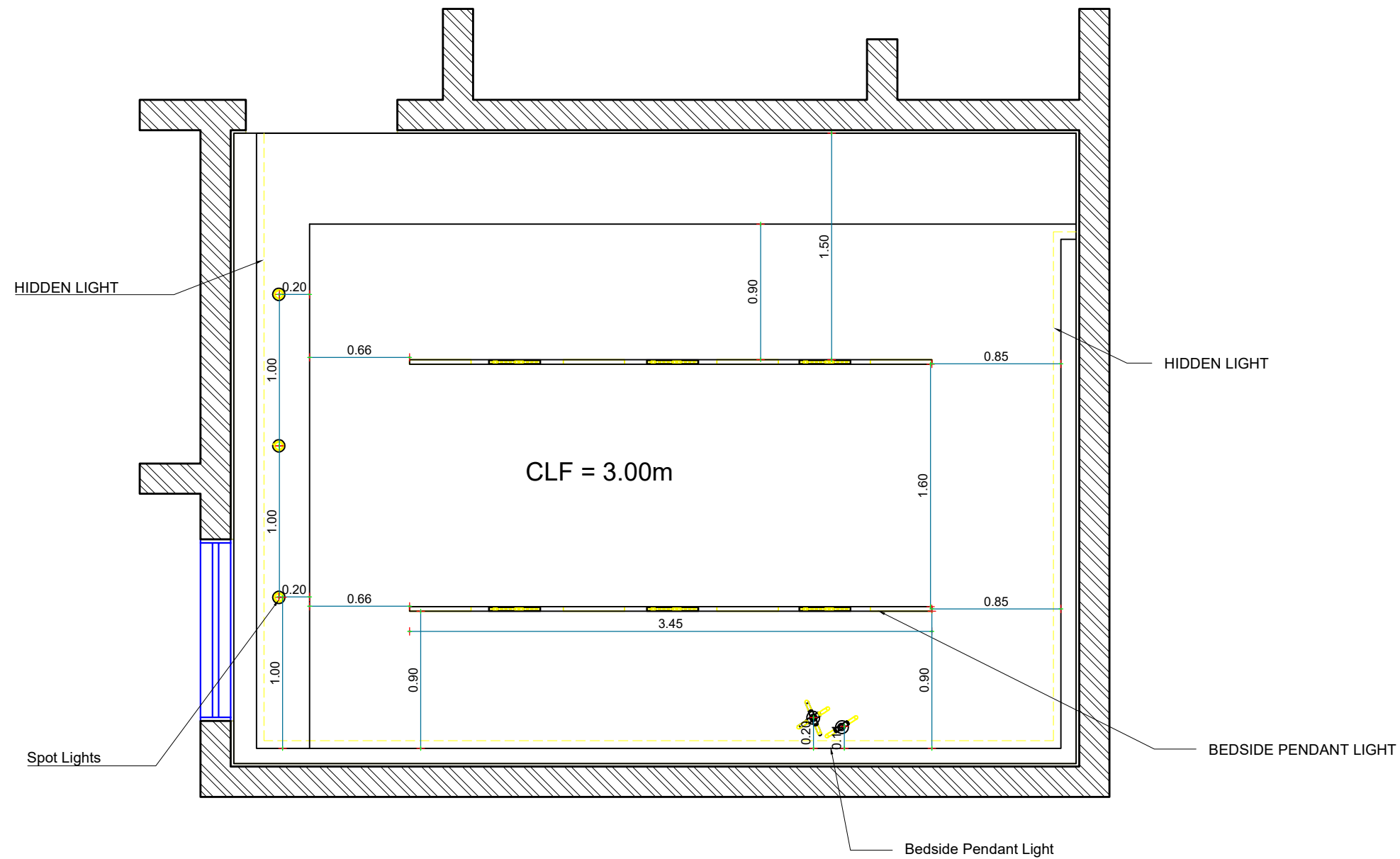
Notes:

This is a concept design details, shop drawings to be done by the contractors to meet the feel and look of the design perspectives, any discrepancy in the drawings the concept perspectives design should supersede and the contractor to highlight these before any execution to avoid any confusion and work execution miss matching the design concept.

Client : _____	
Project : Residential Villa	
Space title : Girls Bedroom	
Drawing title:	
Design concept :	Checked by :
Date :	Drawing No : 00

GENERAL NOTES:-

1. ALL DIMENSIONS ARE IN Meters AND (UNLESS NOTED OTHERWISE)
2. DO NOT SCALE FROM THE DRAWINGS
3. ANY DISCREPANCIES TO BE NOTED TO ARCHITECT IMMEDIATELY
4. ALL DIMENSIONS TO BE CHECKED ON SITE
5. ALL DRAWINGS SHOULD BE READ IN CONJUNCTION WITH OTHER RELEVANT DISCIPLINES AND CONTRACT DOCUMENTS



6
GROUND FLOOR LIGHTING PLAN
 SCALE 1:50

Client :

Project :

Residential Villa

Space title :

Girls Bedroom

Drawing title:

Design concept :

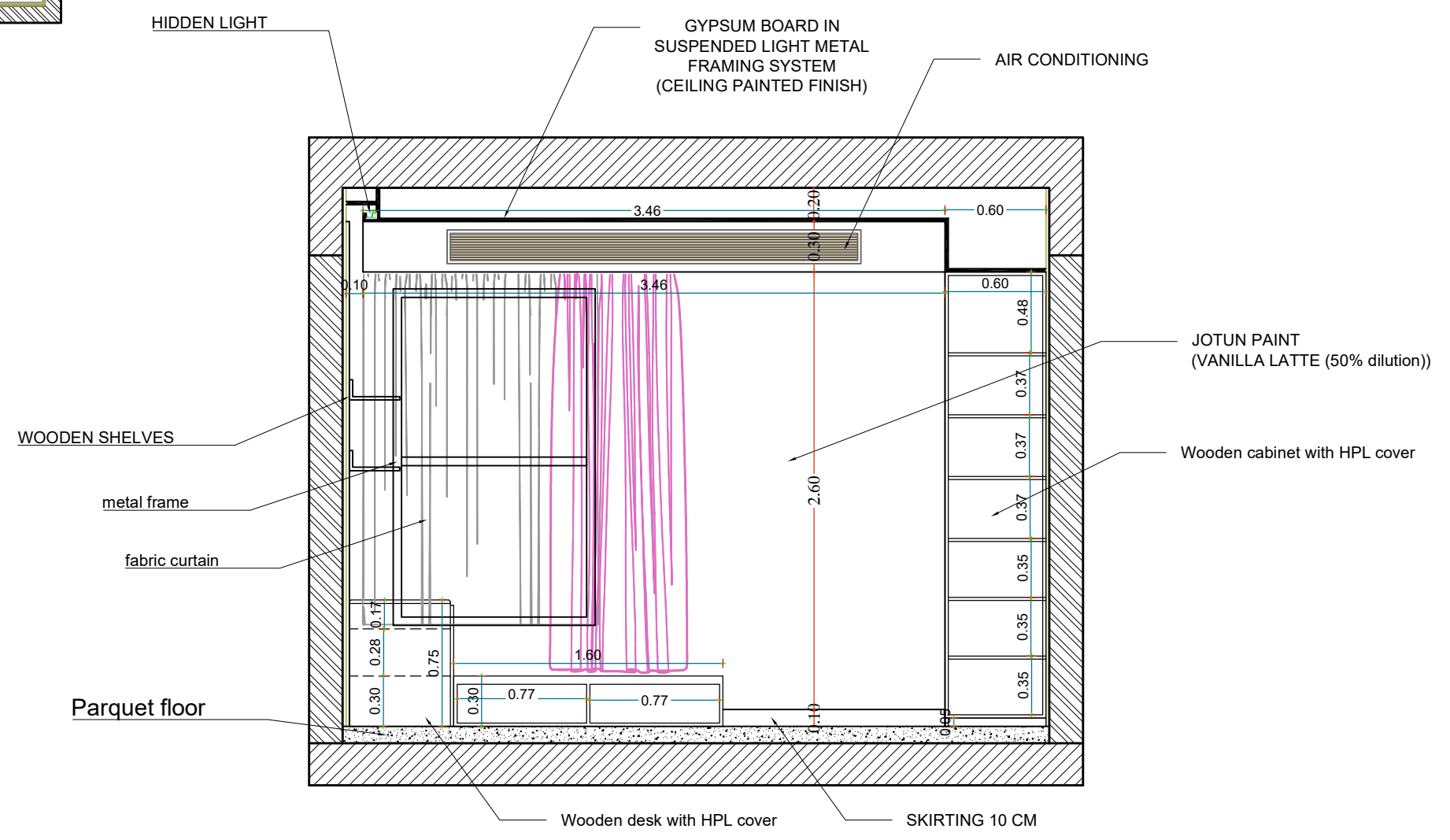
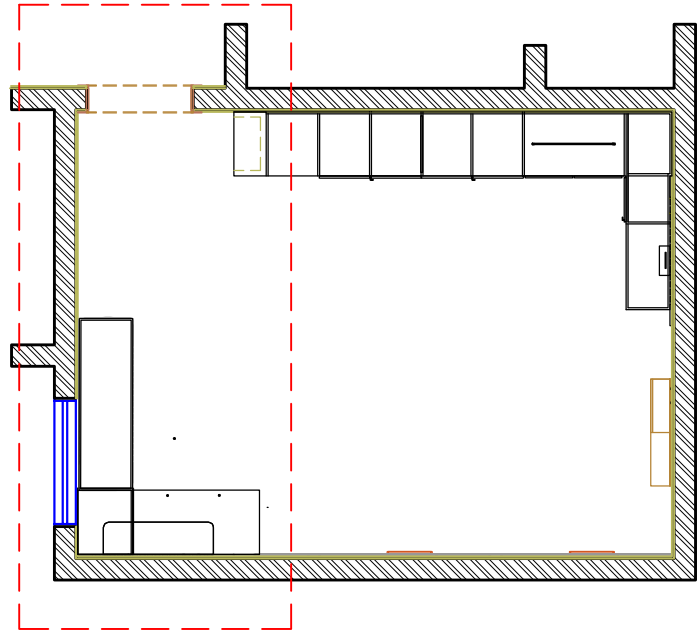
Checked by :

Date :

Drawing No : 00

Notes:

This is a concept design details, shop drawings to be done by the contractors to meet the feel and look of the design perspectives, any discrepancy in the drawings the concept perspectives design should supersede and the contractor to highlight these before any execution to avoid any confusion and work execution miss matching the design concept.



7
**GROUND FLOOR
ELEVATION A (1)**
 SCALE 1:50

GENERAL NOTES:-

1. ALL DIMENSIONS ARE IN Meters AND (UNLESS NOTED OTHERWISE)
2. DO NOT SCALE FROM THE DRAWINGS
3. ANY DISCREPANCIES TO BE NOTED TO ARCHITECT IMMEDIATELY
4. ALL DIMENSIONS TO BE CHECKED ON SITE
5. ALL DRAWINGS SHOULD BE READ IN CONJUNCTION WITH OTHER RELEVANT DISCIPLINES AND CONTRACT DOCUMENTS

Client : _____

Project : **Residential Villa**

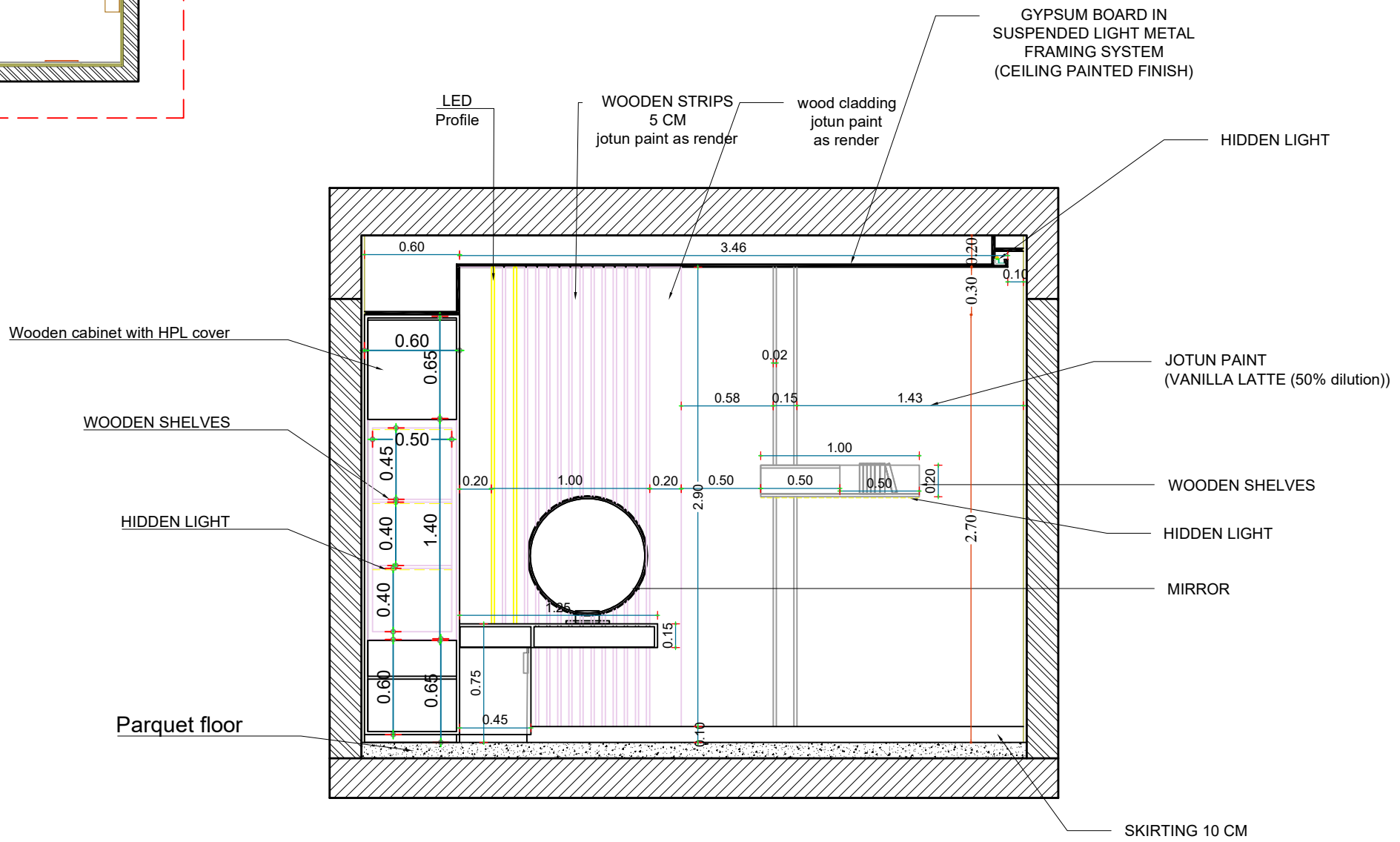
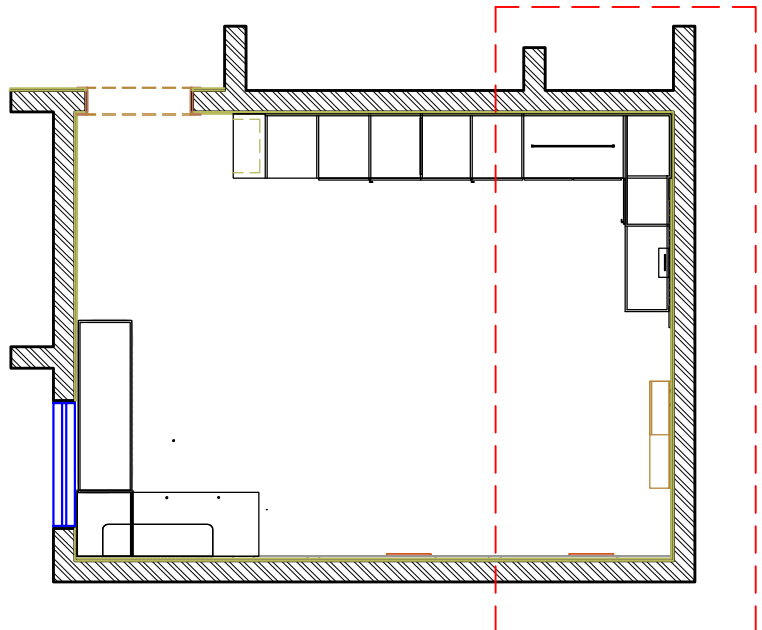
Space title : **Girls Bedroom**

Drawing title:

Design concept : _____ Checked by : _____

Date : _____ Drawing No : 00

Notes:
 This is a concept design details, shop drawings to be done by the contractors to meet the feel and look of the design perspectives, any discrepancy in the drawings the concept perspectives design should supersede and the contractor to highlight these before any execution to avoid any confusion and work execution miss matching the design concept.



8 GROUND FLOOR
ELEVATION B (2)
 SCALE 1:50

GENERAL NOTES:-

1. ALL DIMENSIONS ARE IN Meters AND (UNLESS NOTED OTHERWISE)
2. DO NOT SCALE FROM THE DRAWINGS
3. ANY DISCREPANCIES TO BE NOTED TO ARCHITECT IMMEDIATELY
4. ALL DIMENSIONS TO BE CHECKED ON SITE
5. ALL DRAWINGS SHOULD BE READ IN CONJUNCTION WITH OTHER RELEVANT DISCIPLINES AND CONTRACT DOCUMENTS

Client : _____

Project : Residential Villa

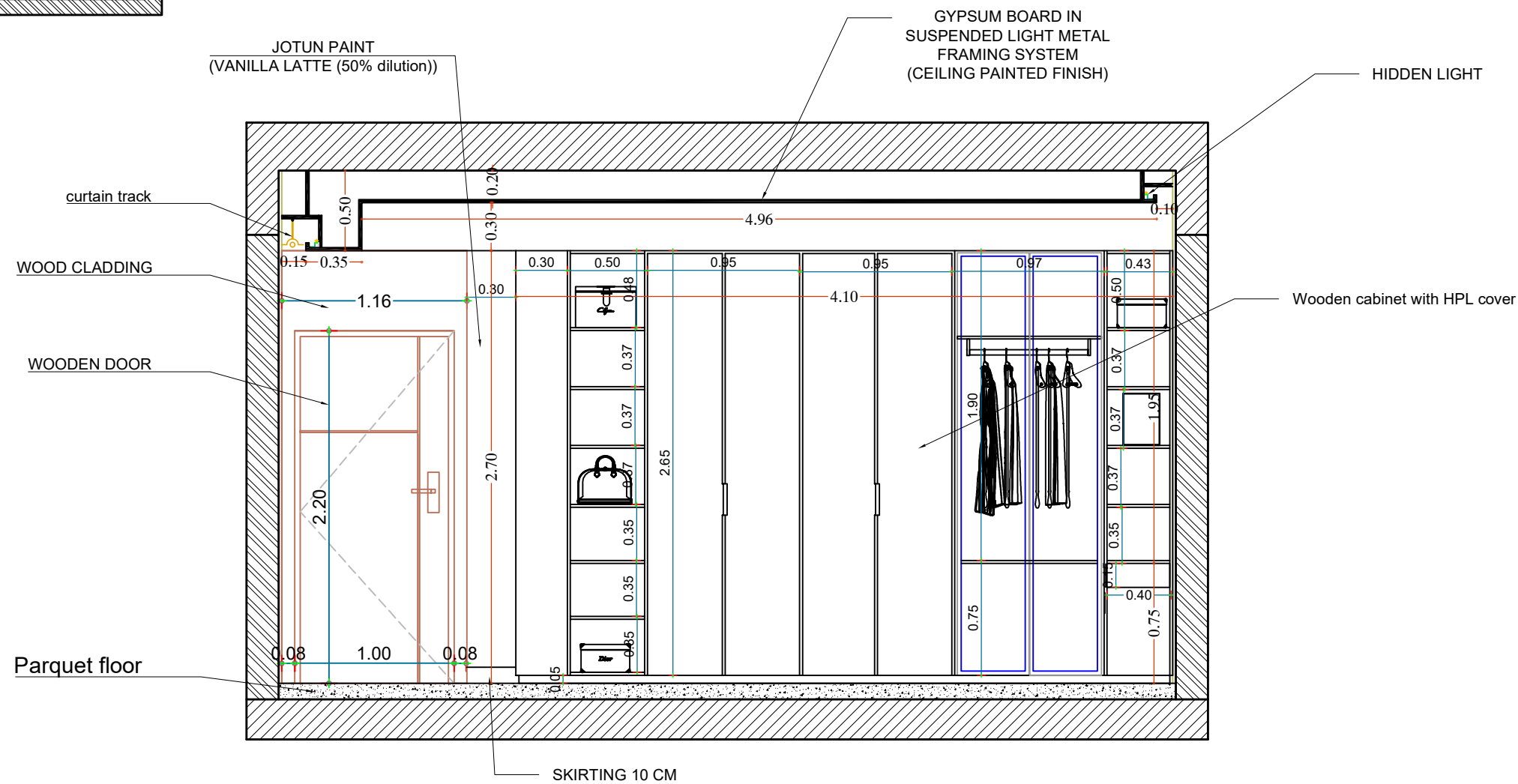
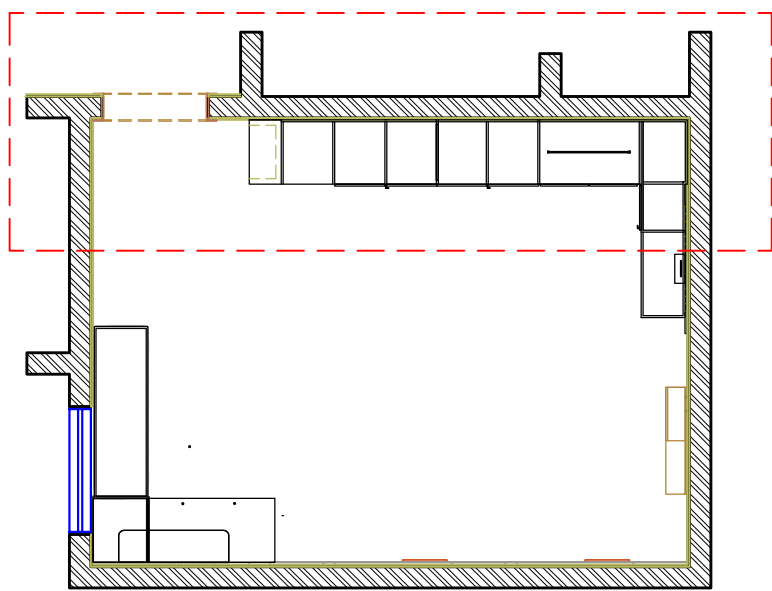
Space title : Girls Bedroom

Drawing title:

Design concept : _____ Checked by : _____

Date : _____ Drawing No : 00

Notes:
 This is a concept design details, shop drawings to be done by the contractors to meet the feel and look of the design perspectives, any discrepancy in the drawings the concept perspectives design should supersede and the contractor to highlight these before any execution to avoid any confusion and work execution miss matching the design concept.



9
**GROUND FLOOR
ELEVATION C (3)**
 SCALE 1:50

GENERAL NOTES:-

1. ALL DIMENSIONS ARE IN Meters AND (UNLESS NOTED OTHERWISE)
2. DO NOT SCALE FROM THE DRAWINGS
3. ANY DISCREPANCIES TO BE NOTED TO ARCHITECT IMMEDIATELY
4. ALL DIMENSIONS TO BE CHECKED ON SITE
5. ALL DRAWINGS SHOULD BE READ IN CONJUNCTION WITH OTHER RELEVANT DISCIPLINES AND CONTRACT DOCUMENTS

Client : _____

Project :
Residential Villa

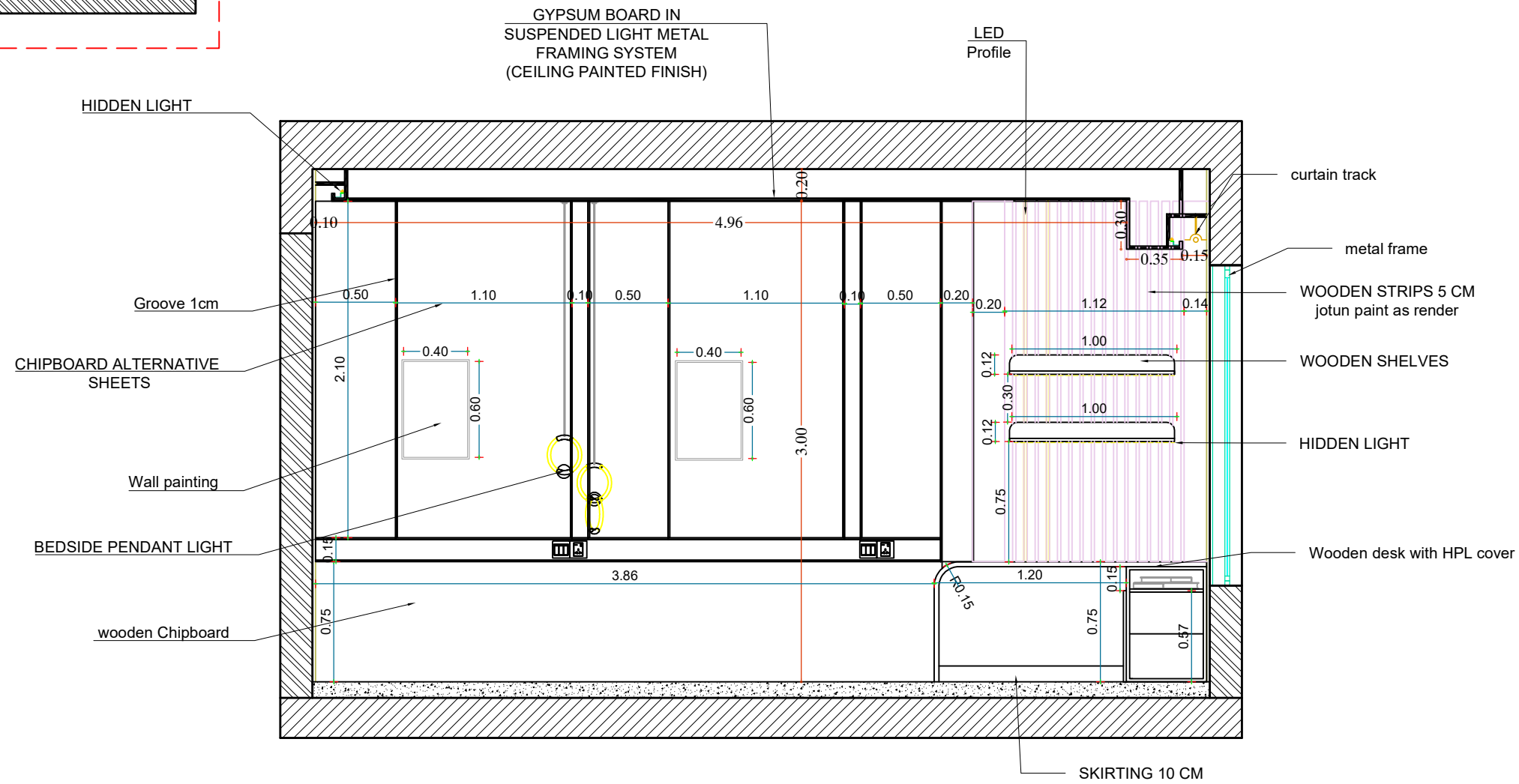
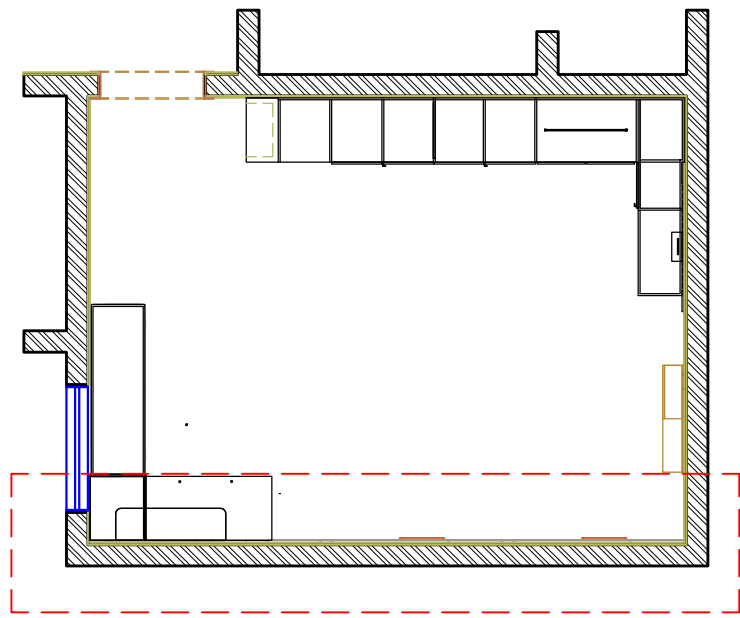
Space title :
Girls Bedroom

Drawing title:

Design concept :	Checked by :
------------------	--------------

Date :	Drawing No : 00
--------	-----------------

Notes:
 This is a concept design details, shop drawings to be done by the contractors to meet the feel and look of the design perspectives, any discrepancy in the drawings the concept perspectives design should supersede and the contractor to highlight these before any execution to avoid any confusion and work execution miss matching the design concept.



10
**GROUND FLOOR
ELEVATION D (4)**
 SCALE 1:50

- GENERAL NOTES:-**
1. ALL DIMENSIONS ARE IN Meters AND (UNLESS NOTED OTHERWISE)
 2. DO NOT SCALE FROM THE DRAWINGS
 3. ANY DISCREPANCIES TO BE NOTED TO ARCHITECT IMMEDIATELY
 4. ALL DIMENSIONS TO BE CHECKED ON SITE
 5. ALL DRAWINGS SHOULD BE READ IN CONJUNCTION WITH OTHER RELEVANT DISCIPLINES AND CONTRACT DOCUMENTS

Client : _____	
Project : Residential Villa	
Space title : Girls Bedroom	
Drawing title:	
Design concept :	Checked by :
Date :	Drawing No : 00

Notes:
 This is a concept design details, shop drawings to be done by the contractors to meet the feel and look of the design perspectives, any discrepancy in the drawings the concept perspectives design should supersede and the contractor to highlight these before any execution to avoid any confusion and work execution miss matching the design concept.

Boy Bedroom

GENERAL NOTES:-

1. ALL DIMENSIONS ARE IN Meters AND (UNLESS NOTED OTHERWISE)
2. DO NOT SCALE FROM THE DRAWINGS
3. ANY DISCREPANCIES TO BE NOTED TO ARCHITECT IMMEDIATELY
4. ALL DIMENSIONS TO BE CHECKED ON SITE
5. ALL DRAWINGS SHOULD BE READ IN CONJUNCTION WITH OTHER RELEVANT DISCIPLINES AND CONTRACT DOCUMENTS

Client :

Project :

Residential Villa

Space title :

Boy Bedroom

Drawing title:

Design concept :

Checked by :

Date :

Drawing No : 00

Notes:

This is a concept design details, shop drawings to be done by the contractors to meet the feel and look of the design perspectives, any discrepancy in the drawings the concept perspectives design should supersede and the contractor to highlight these before any execution to avoid any confusion and work execution miss matching the design concept.



GENERAL NOTES:-

1. ALL DIMENSIONS ARE IN Meters AND (UNLESS NOTED OTHERWISE)
2. DO NOT SCALE FROM THE DRAWINGS
3. ANY DISCREPANCIES TO BE NOTED TO ARCHITECT IMMEDIATELY
4. ALL DIMENSIONS TO BE CHECKED ON SITE
5. ALL DRAWINGS SHOULD BE READ IN CONJUNCTION WITH OTHER RELEVANT DISCIPLINES AND CONTRACT DOCUMENTS



Client :

Project :

Residential

Space title :

Boy Bedroom

Drawing title:

Design concept :

Checked by :

Date :

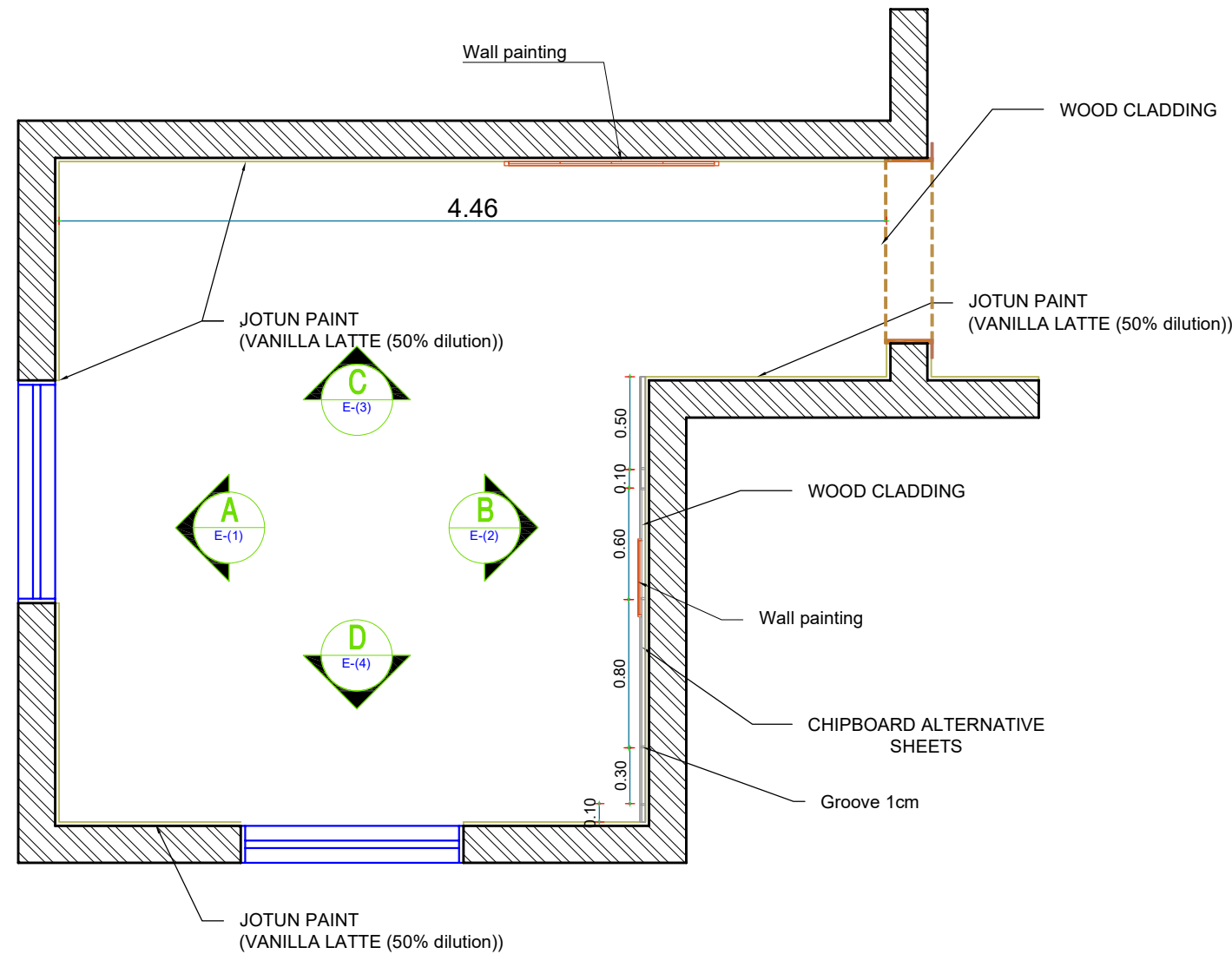
Drawing No : 00

Notes:

This is a concept design details, shop drawings to be done by the contractors to meet the feel and look of the design perspectives, any discrepancy in the drawings the concept perspectives design should supersede and the contractor to highlight these before any execution to avoid any confusion and work execution miss matching the design concept.

GENERAL NOTES:-

1. ALL DIMENSIONS ARE IN Meters AND (UNLESS NOTED OTHERWISE)
2. DO NOT SCALE FROM THE DRAWINGS
3. ANY DISCREPANCIES TO BE NOTED TO ARCHITECT IMMEDIATELY
4. ALL DIMENSIONS TO BE CHECKED ON SITE
5. ALL DRAWINGS SHOULD BE READ IN CONJUNCTION WITH OTHER RELEVANT DISCIPLINES AND CONTRACT DOCUMENTS



2 **GROUND FLOOR DECORATION PLAN**
SCALE 1:50

Notes:

This is a concept design details, shop drawings to be done by the contractors to meet the feel and look of the design perspectives, any discrepancy in the drawings the concept perspectives design should supersede and the contractor to highlight these before any execution to avoid any confusion and work execution miss matching the design concept.

Client :

Project :

Residential

Space title :

Boy Bedroom

Drawing title:

Design concept :

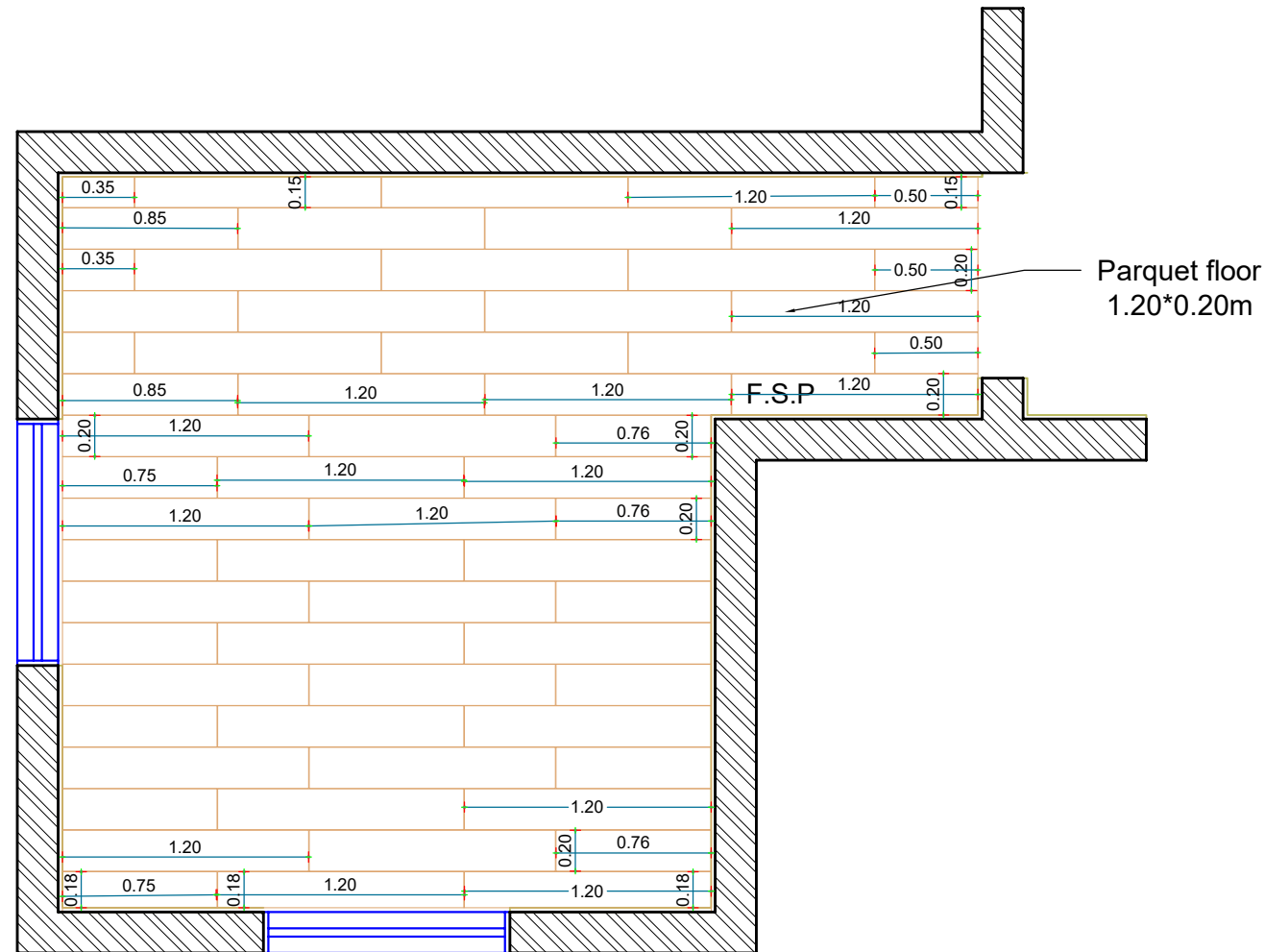
Checked by :

Date :

Drawing No : 00

GENERAL NOTES:-

1. ALL DIMENSIONS ARE IN Meters AND (UNLESS NOTED OTHERWISE)
2. DO NOT SCALE FROM THE DRAWINGS
3. ANY DISCREPANCIES TO BE NOTED TO ARCHITECT IMMEDIATELY
4. ALL DIMENSIONS TO BE CHECKED ON SITE
5. ALL DRAWINGS SHOULD BE READ IN CONJUNCTION WITH OTHER RELEVANT DISCIPLINES AND CONTRACT DOCUMENTS



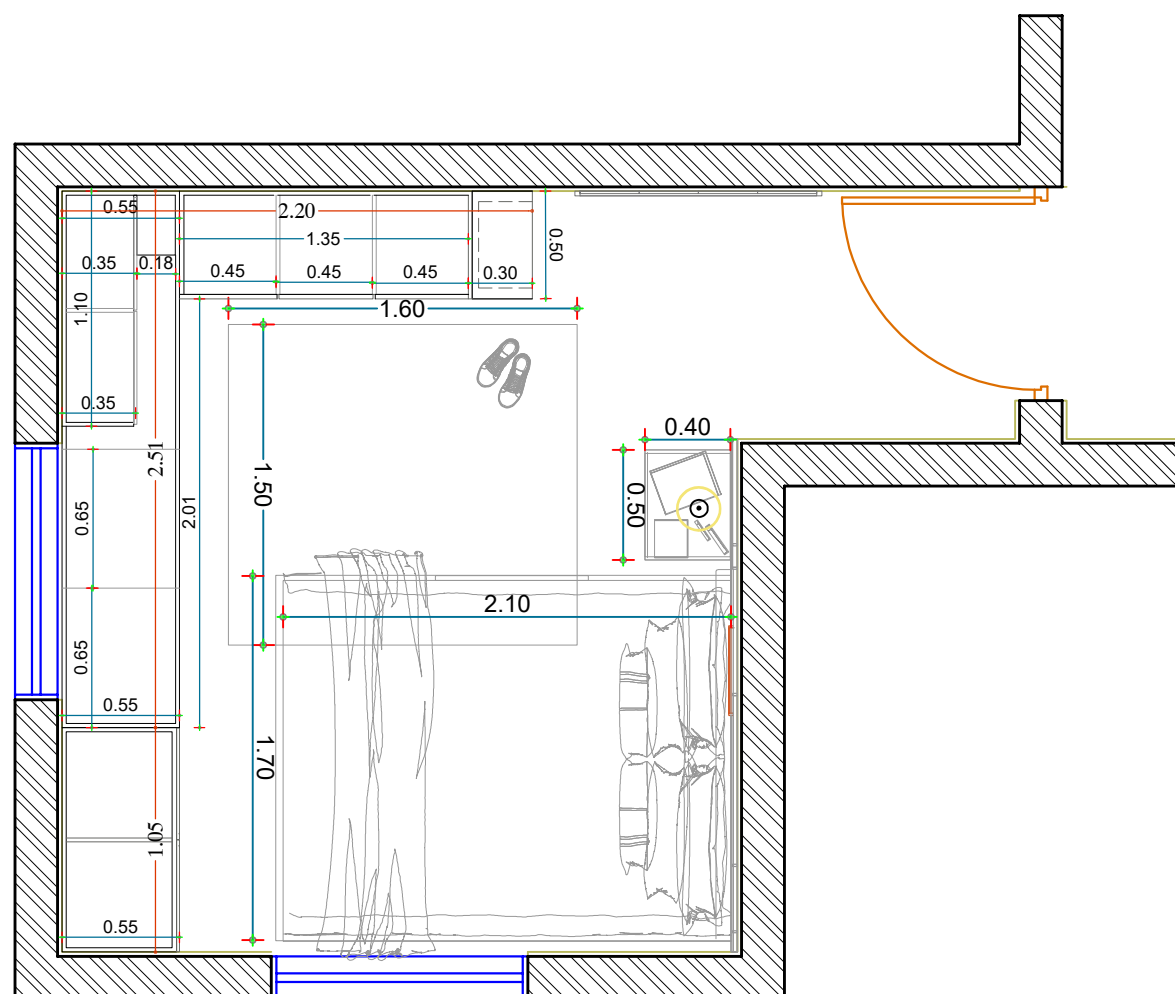
3
**GROUND FLOOR
FLOORING PLAN**
 SCALE 1:50

Notes:
 This is a concept design details, shop drawings to be done by the contractors to meet the feel and look of the design perspectives, any discrepancy in the drawings the concept perspectives design should supersede and the contractor to highlight these before any execution to avoid any confusion and work execution miss matching the design concept.

Client :	
Project : Residential	
Space title : Boy Bedroom	
Drawing title:	
Design concept :	Checked by :
Date :	Drawing No : 00

GENERAL NOTES:-

1. ALL DIMENSIONS ARE IN Meters AND (UNLESS NOTED OTHERWISE)
2. DO NOT SCALE FROM THE DRAWINGS
3. ANY DISCREPANCIES TO BE NOTED TO ARCHITECT IMMEDIATELY
4. ALL DIMENSIONS TO BE CHECKED ON SITE
5. ALL DRAWINGS SHOULD BE READ IN CONJUNCTION WITH OTHER RELEVANT DISCIPLINES AND CONTRACT DOCUMENTS



4
**GROUND FLOOR
FURNITURE PLAN**
 SCALE 1:50

Client :

Project :

Residential

Space title :

Boy Bedroom

Drawing title:

Design concept :

Checked by :

Date :

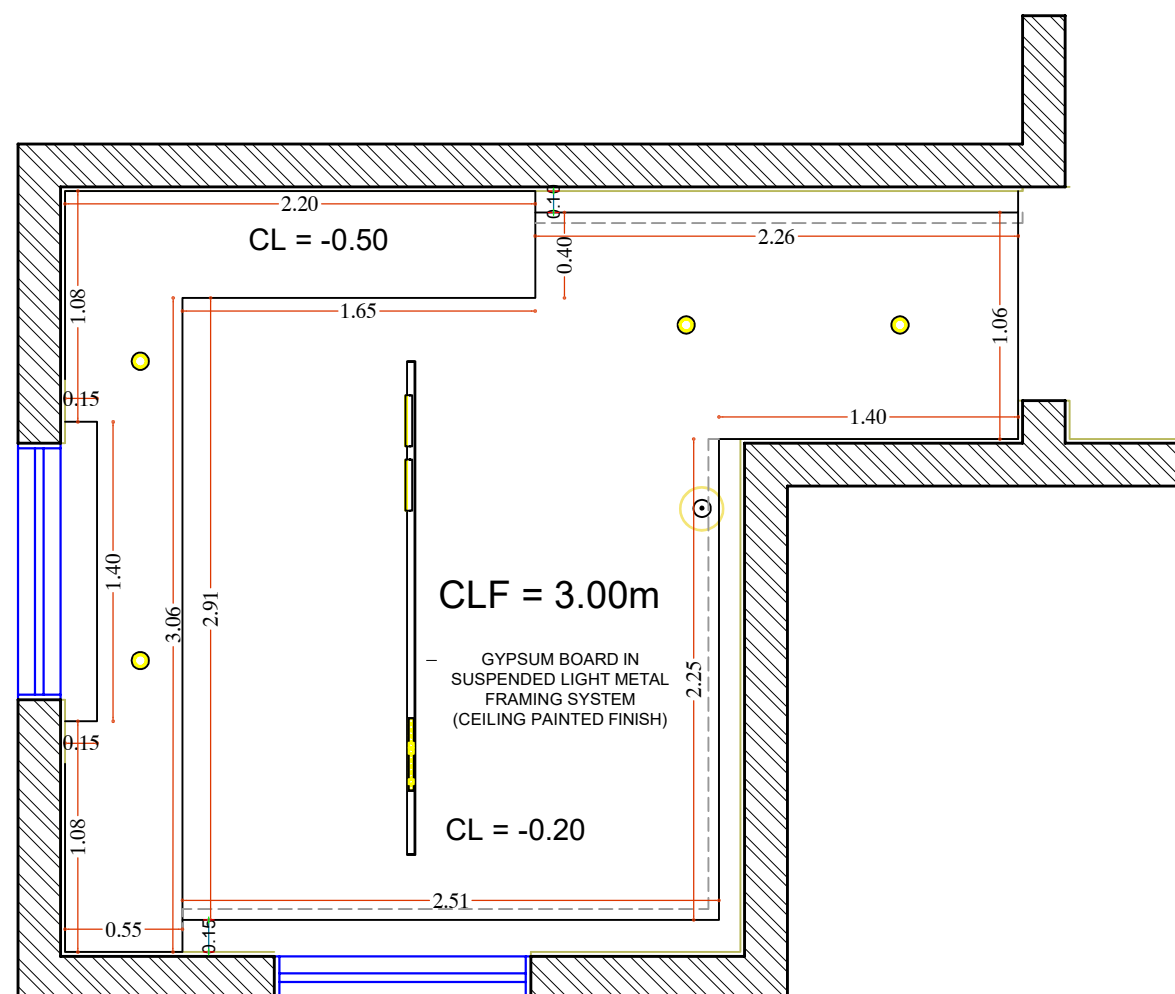
Drawing No : 00

Notes:

This is a concept design details, shop drawings to be done by the contractors to meet the feel and look of the design perspectives, any discrepancy in the drawings the concept perspectives design should supersede and the contractor to highlight these before any execution to avoid any confusion and work execution miss matching the design concept.

GENERAL NOTES:-

1. ALL DIMENSIONS ARE IN Meters AND (UNLESS NOTED OTHERWISE)
2. DO NOT SCALE FROM THE DRAWINGS
3. ANY DISCREPANCIES TO BE NOTED TO ARCHITECT IMMEDIATELY
4. ALL DIMENSIONS TO BE CHECKED ON SITE
5. ALL DRAWINGS SHOULD BE READ IN CONJUNCTION WITH OTHER RELEVANT DISCIPLINES AND CONTRACT DOCUMENTS



5
**GROUND FLOOR
CEILING PLAN**
 SCALE 1:50

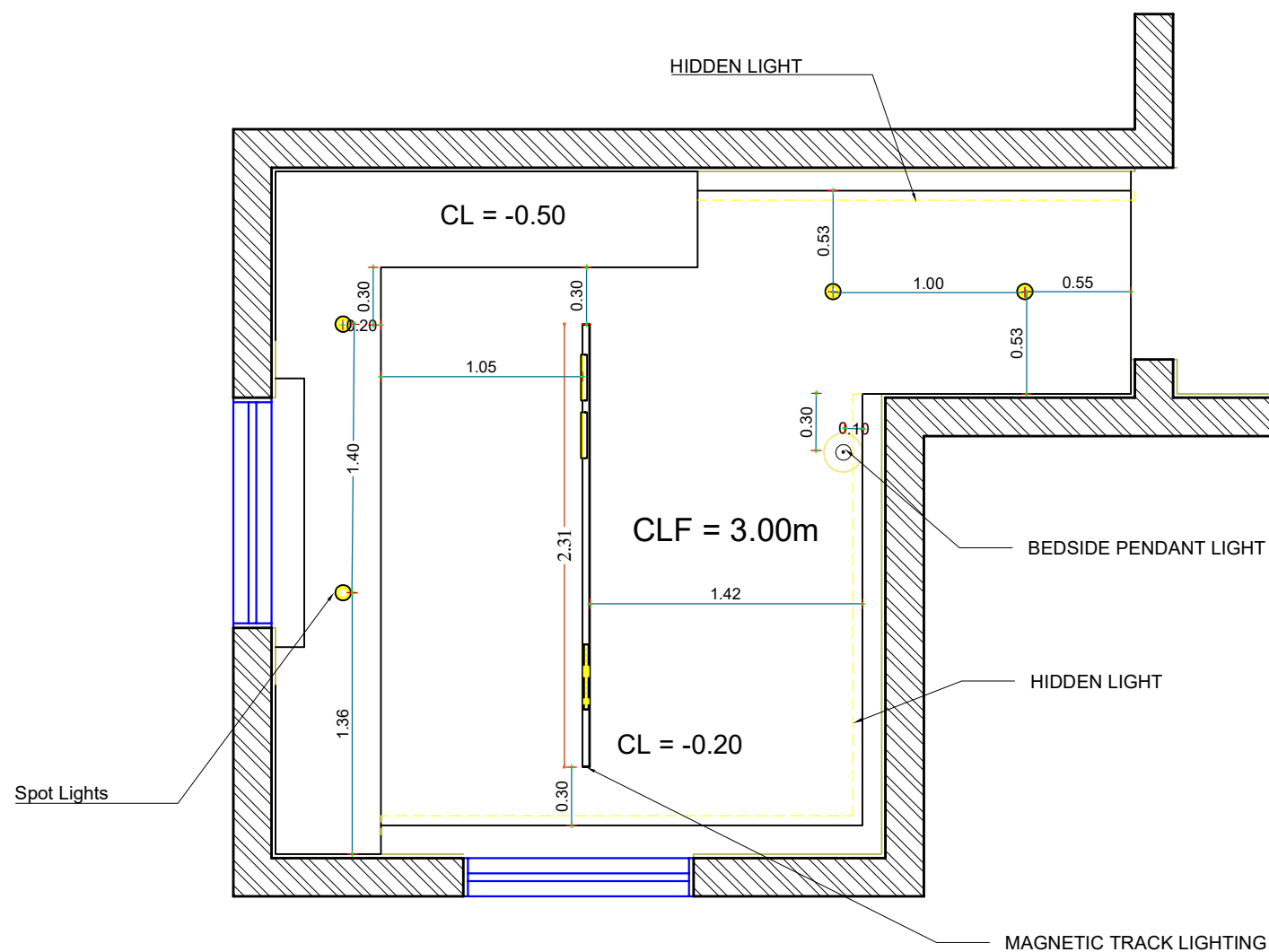
Notes:

This is a concept design details, shop drawings to be done by the contractors to meet the feel and look of the design perspectives, any discrepancy in the drawings the concept perspectives design should supersede and the contractor to highlight these before any execution to avoid any confusion and work execution miss matching the design concept.

Client :	
Project : Residential	
Space title : Boy Bedroom	
Drawing title:	
Design concept :	Checked by :
Date :	Drawing No : 00

GENERAL NOTES:-

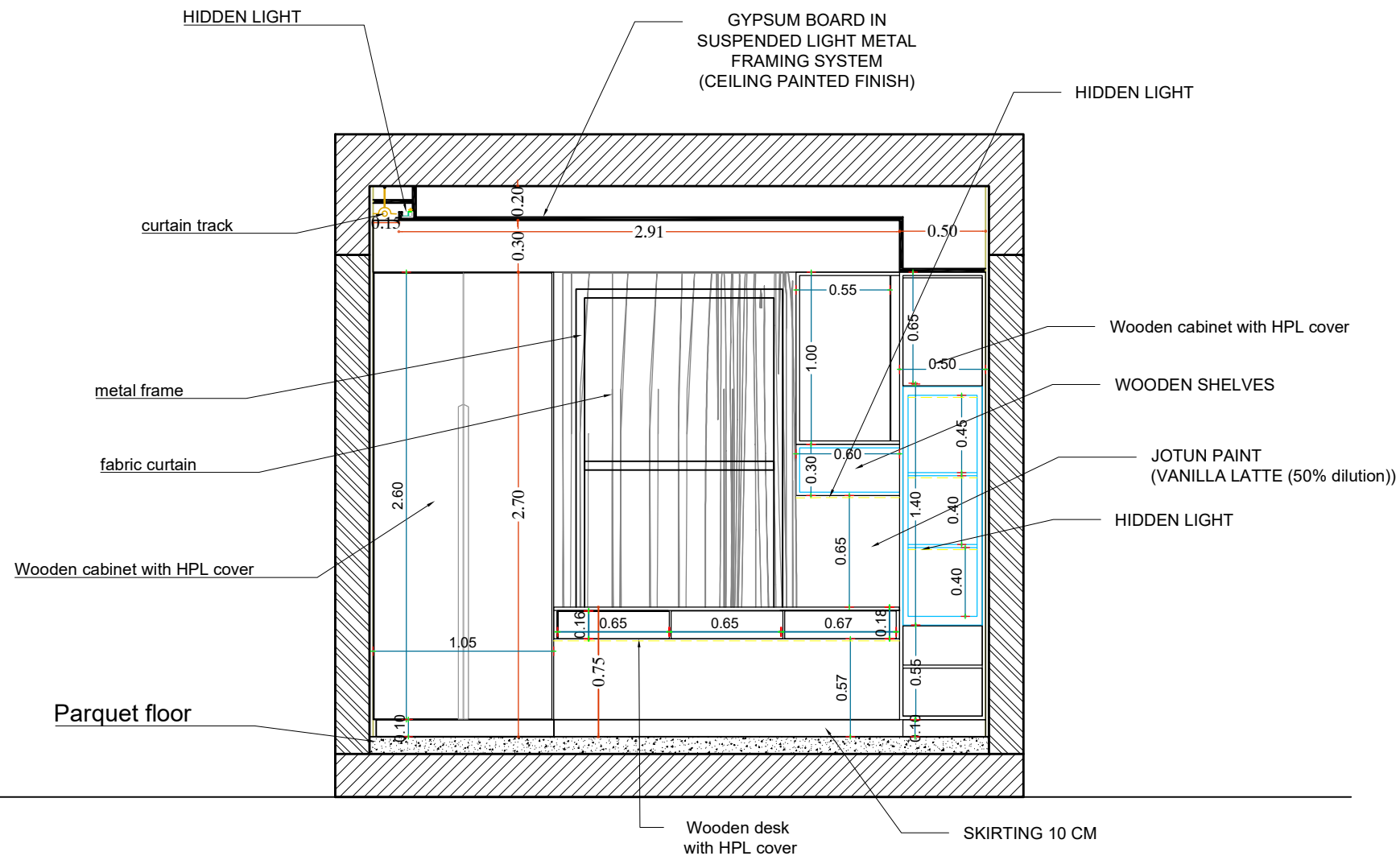
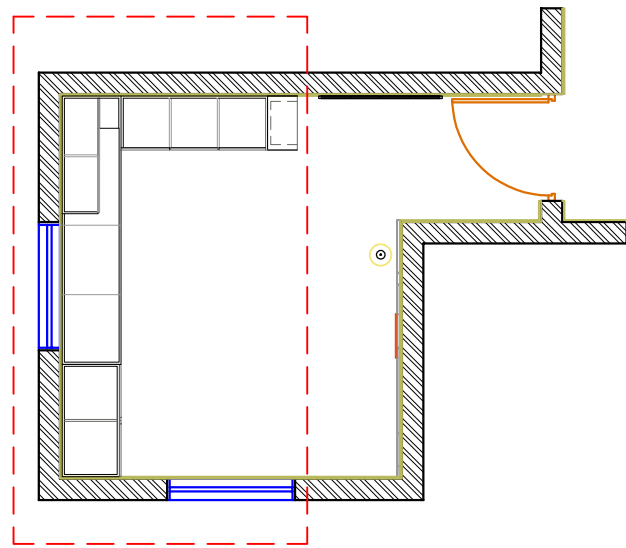
1. ALL DIMENSIONS ARE IN Meters AND (UNLESS NOTED OTHERWISE)
2. DO NOT SCALE FROM THE DRAWINGS
3. ANY DISCREPANCIES TO BE NOTED TO ARCHITECT IMMEDIATELY
4. ALL DIMENSIONS TO BE CHECKED ON SITE
5. ALL DRAWINGS SHOULD BE READ IN CONJUNCTION WITH OTHER RELEVANT DISCIPLINES AND CONTRACT DOCUMENTS



6
GROUND FLOOR LIGHTING PLAN
 SCALE 1:50

Notes:
 This is a concept design details, shop drawings to be done by the contractors to meet the feel and look of the design perspectives, any discrepancy in the drawings the concept perspectives design should supersede and the contractor to highlight these before any execution to avoid any confusion and work execution miss matching the design concept.

Client :	
Project : Residential	
Space title : Boy Bedroom	
Drawing title:	
Design concept :	Checked by :
Date :	Drawing No : 00



7
**GROUND FLOOR
ELEVATION A (1)**
 SCALE 1:50

GENERAL NOTES:-

1. ALL DIMENSIONS ARE IN Meters AND (UNLESS NOTED OTHERWISE)
2. DO NOT SCALE FROM THE DRAWINGS
3. ANY DISCREPANCIES TO BE NOTED TO ARCHITECT IMMEDIATELY
4. ALL DIMENSIONS TO BE CHECKED ON SITE
5. ALL DRAWINGS SHOULD BE READ IN CONJUNCTION WITH OTHER RELEVANT DISCIPLINES AND CONTRACT DOCUMENTS

Client :

Project :

Residential

Space title :

Boy Bedroom

Drawing title:

Design concept :

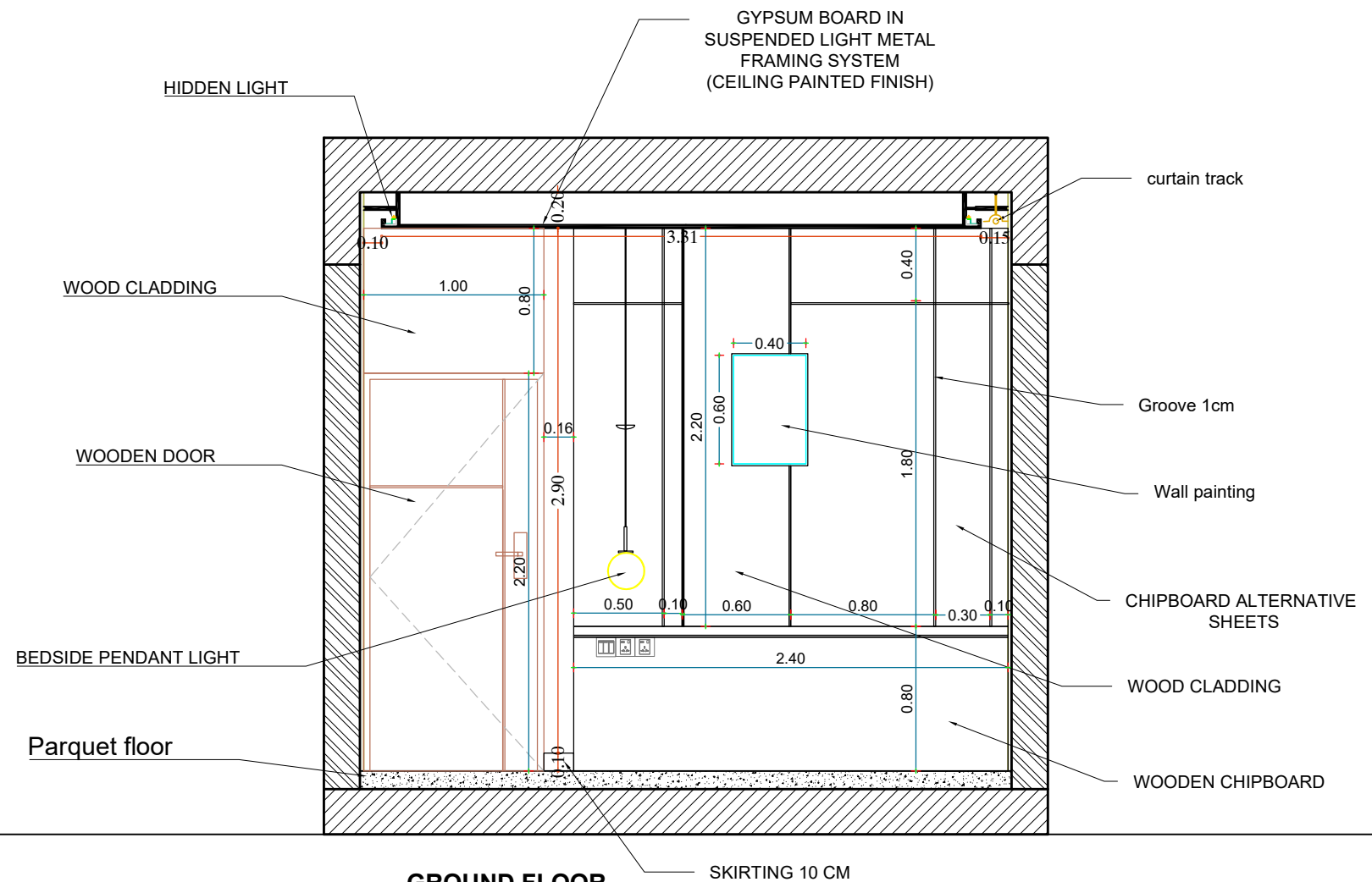
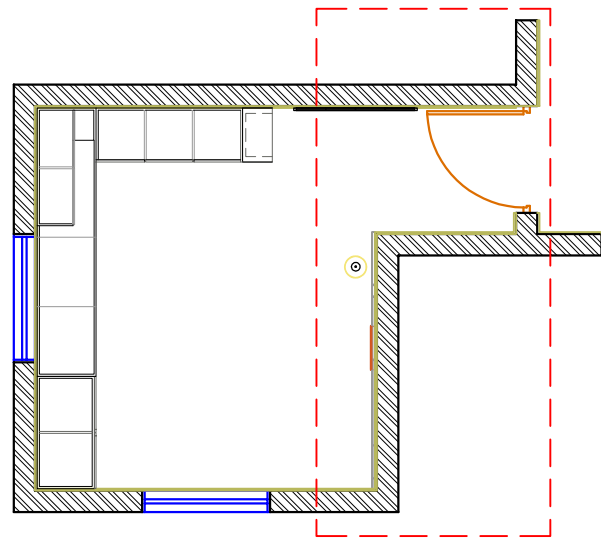
Checked by :

Date :

Drawing No : 00

Notes:

This is a concept design details, shop drawings to be done by the contractors to meet the feel and look of the design perspectives, any discrepancy in the drawings the concept perspectives design should supersede and the contractor to highlight these before any execution to avoid any confusion and work execution miss matching the design concept.



8
**GROUND FLOOR
ELEVATION B (2)**
 SCALE 1:50

GENERAL NOTES:-

1. ALL DIMENSIONS ARE IN Meters AND (UNLESS NOTED OTHERWISE)
2. DO NOT SCALE FROM THE DRAWINGS
3. ANY DISCREPANCIES TO BE NOTED TO ARCHITECT IMMEDIATELY
4. ALL DIMENSIONS TO BE CHECKED ON SITE
5. ALL DRAWINGS SHOULD BE READ IN CONJUNCTION WITH OTHER RELEVANT DISCIPLINES AND CONTRACT DOCUMENTS

Client :

Project :
Residential

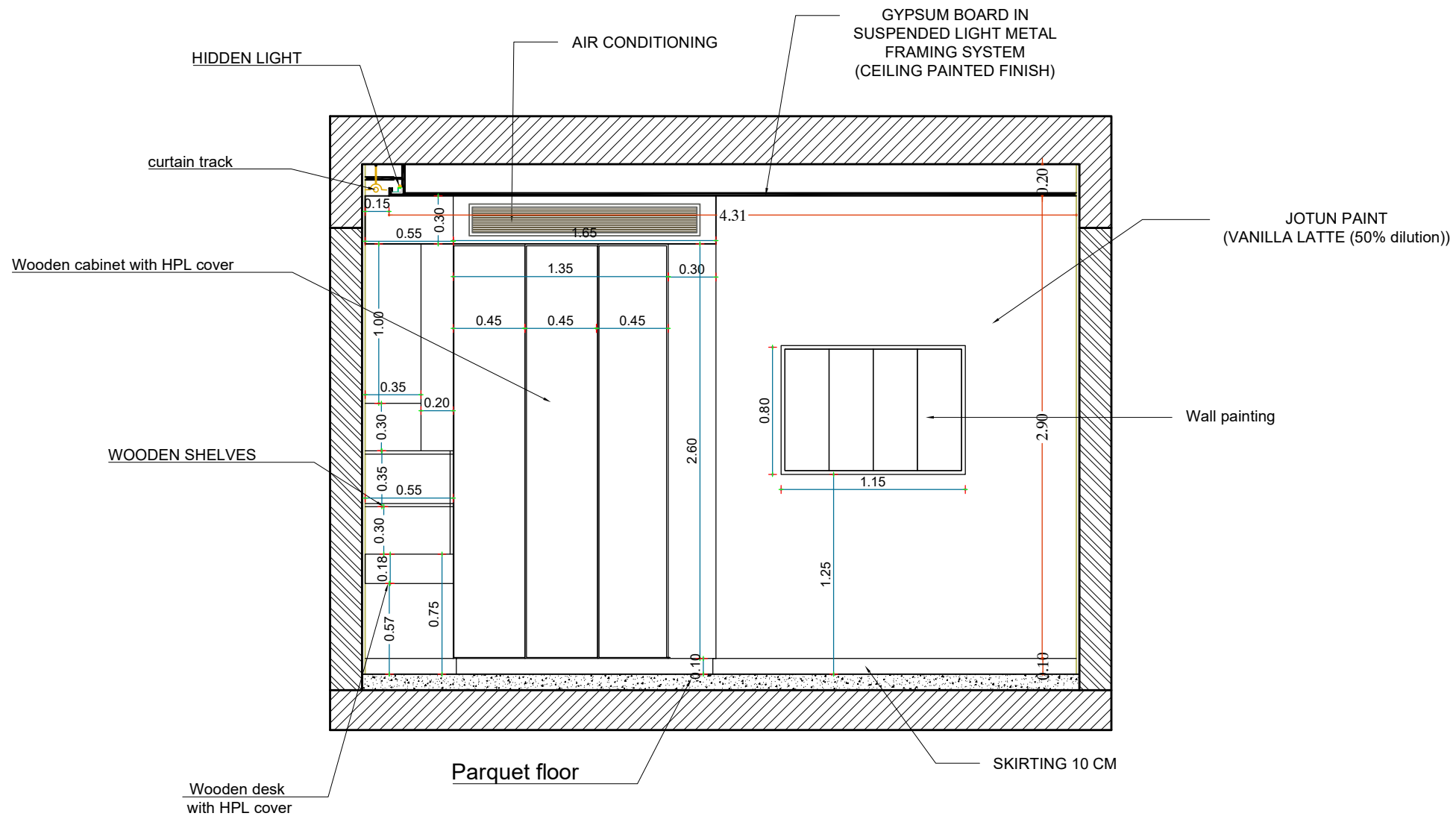
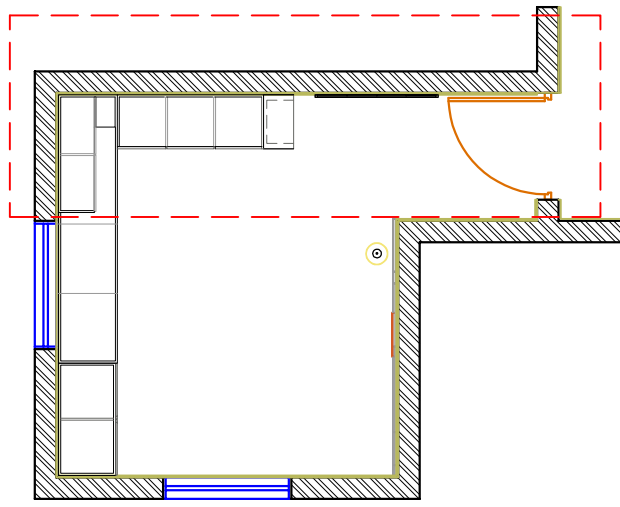
Space title :
Boy Bedroom

Drawing title:

Design concept :	Checked by :
------------------	--------------

Date :	Drawing No : 00
--------	-----------------

Notes:
 This is a concept design details, shop drawings to be done by the contractors to meet the feel and look of the design perspectives, any discrepancy in the drawings the concept perspectives design should supersede and the contractor to highlight these before any execution to avoid any confusion and work execution miss matching the design concept.



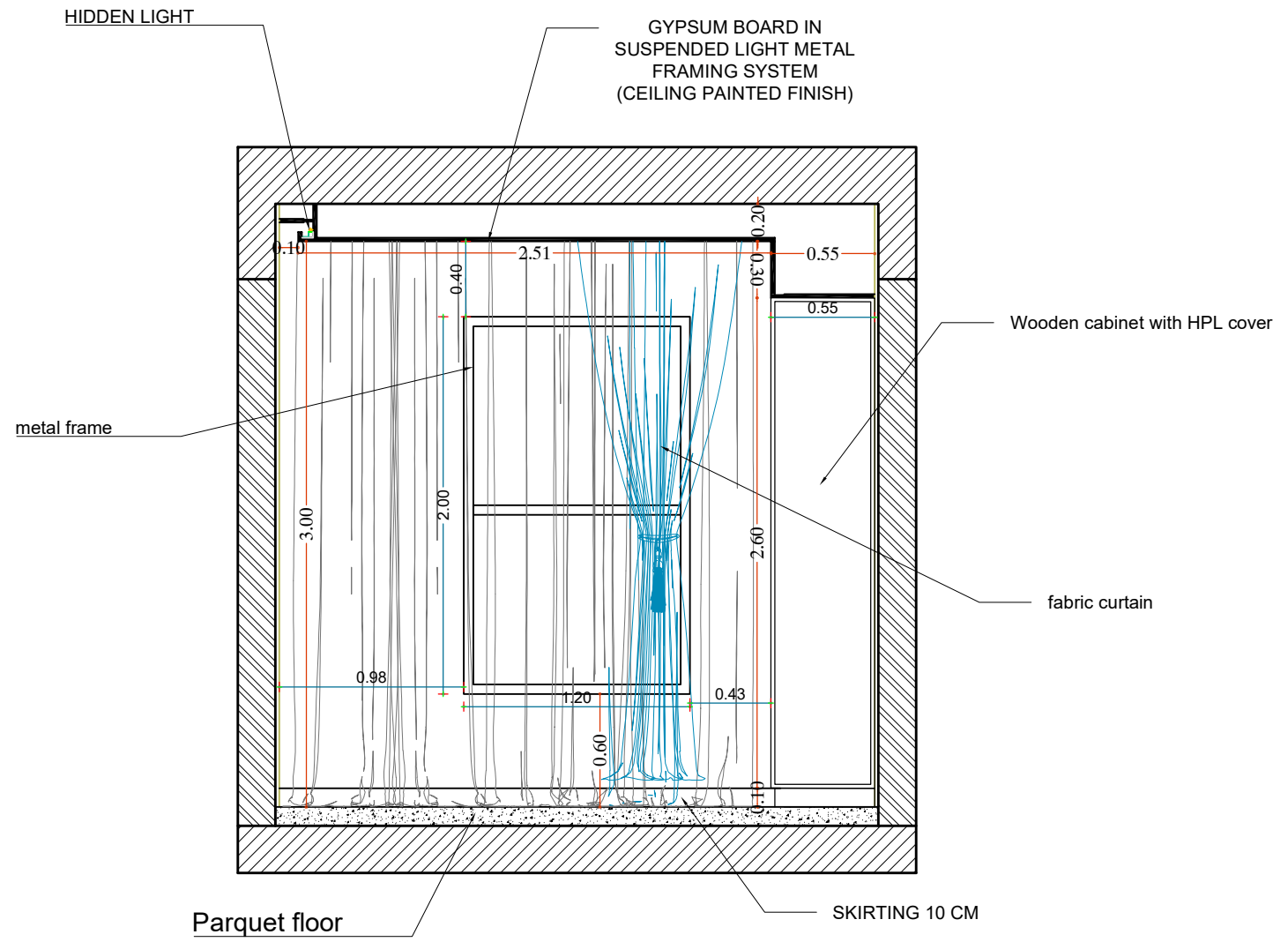
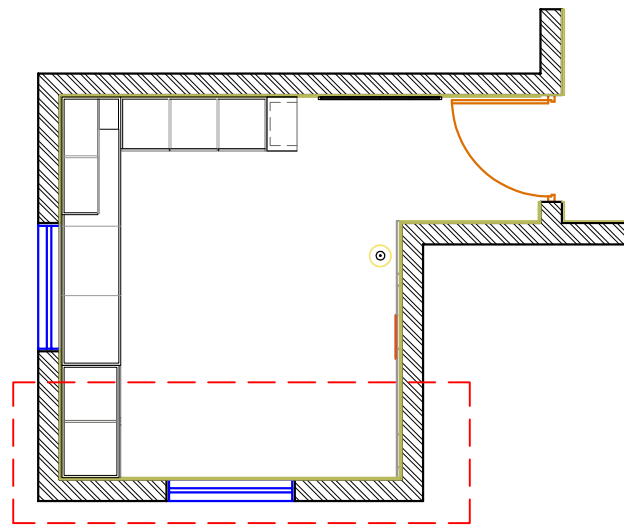
9
**GROUND FLOOR
ELEVATION C (3)**
 SCALE 1:50

GENERAL NOTES:-

1. ALL DIMENSIONS ARE IN Meters AND (UNLESS NOTED OTHERWISE)
2. DO NOT SCALE FROM THE DRAWINGS
3. ANY DISCREPANCIES TO BE NOTED TO ARCHITECT IMMEDIATELY
4. ALL DIMENSIONS TO BE CHECKED ON SITE
5. ALL DRAWINGS SHOULD BE READ IN CONJUNCTION WITH OTHER RELEVANT DISCIPLINES AND CONTRACT DOCUMENTS

Client :	
Project : Residential	
Space title : Boy Bedroom	
Drawing title:	
Design concept :	Checked by :
Date :	Drawing No : 00

Notes:
 This is a concept design details, shop drawings to be done by the contractors to meet the feel and look of the design perspectives, any discrepancy in the drawings the concept perspectives design should supersede and the contractor to highlight these before any execution to avoid any confusion and work execution miss matching the design concept.



10
**GROUND FLOOR
ELEVATION D (4)**
 SCALE 1:50

GENERAL NOTES:-

1. ALL DIMENSIONS ARE IN Meters AND (UNLESS NOTED OTHERWISE)
2. DO NOT SCALE FROM THE DRAWINGS
3. ANY DISCREPANCIES TO BE NOTED TO ARCHITECT IMMEDIATELY
4. ALL DIMENSIONS TO BE CHECKED ON SITE
5. ALL DRAWINGS SHOULD BE READ IN CONJUNCTION WITH OTHER RELEVANT DISCIPLINES AND CONTRACT DOCUMENTS

Client :

Project :
Residential

Space title :
Boy Bedroom

Drawing title:

Design concept : Checked by :

Date : Drawing No : 00

Notes:
 This is a concept design details, shop drawings to be done by the contractors to meet the feel and look of the design perspectives, any discrepancy in the drawings the concept perspectives design should supersede and the contractor to highlight these before any execution to avoid any confusion and work execution miss matching the design concept.

Master Bedroom

GENERAL NOTES:-

1. ALL DIMENSIONS ARE IN Meters AND (UNLESS NOTED OTHERWISE)
2. DO NOT SCALE FROM THE DRAWINGS
3. ANY DISCREPANCIES TO BE NOTED TO ARCHITECT IMMEDIATELY
4. ALL DIMENSIONS TO BE CHECKED ON SITE
5. ALL DRAWINGS SHOULD BE READ IN CONJUNCTION WITH OTHER RELEVANT DISCIPLINES AND CONTRACT DOCUMENTS

Client :

Project :

Residential Villa

Space title :

Master Bedroom

Drawing title:

Design concept :

Checked by :

Date :

Drawing No : 00

Notes:

This is a concept design details, shop drawings to be done by the contractors to meet the feel and look of the design perspectives, any discrepancy in the drawings the concept perspectives design should supersede and the contractor to highlight these before any execution to avoid any confusion and work execution miss matching the design concept.



GENERAL NOTES:-

1. ALL DIMENSIONS ARE IN Meters AND (UNLESS NOTED OTHERWISE)
2. DO NOT SCALE FROM THE DRAWINGS
3. ANY DISCREPANCIES TO BE NOTED TO ARCHITECT IMMEDIATELY
4. ALL DIMENSIONS TO BE CHECKED ON SITE
5. ALL DRAWINGS SHOULD BE READ IN CONJUNCTION WITH OTHER RELEVANT DISCIPLINES AND CONTRACT DOCUMENTS

Client :

Project :

Residential Villa

Space title :

Master Bedroom

Drawing title:

Design concept :

Checked by :

Date :

Drawing No : 00

Notes:

This is a concept design details, shop drawings to be done by the contractors to meet the feel and look of the design perspectives, any discrepancy in the drawings the concept perspectives design should supersede and the contractor to highlight these before any execution to avoid any confusion and work execution miss matching the design concept.



GENERAL NOTES:-

1. ALL DIMENSIONS ARE IN Meters AND (UNLESS NOTED OTHERWISE)
2. DO NOT SCALE FROM THE DRAWINGS
3. ANY DISCREPANCIES TO BE NOTED TO ARCHITECT IMMEDIATELY
4. ALL DIMENSIONS TO BE CHECKED ON SITE
5. ALL DRAWINGS SHOULD BE READ IN CONJUNCTION WITH OTHER RELEVANT DISCIPLINES AND CONTRACT DOCUMENTS

Client :

Project :

Residential Villa

Space title :

Master Bedroom

Drawing title:

Design concept :

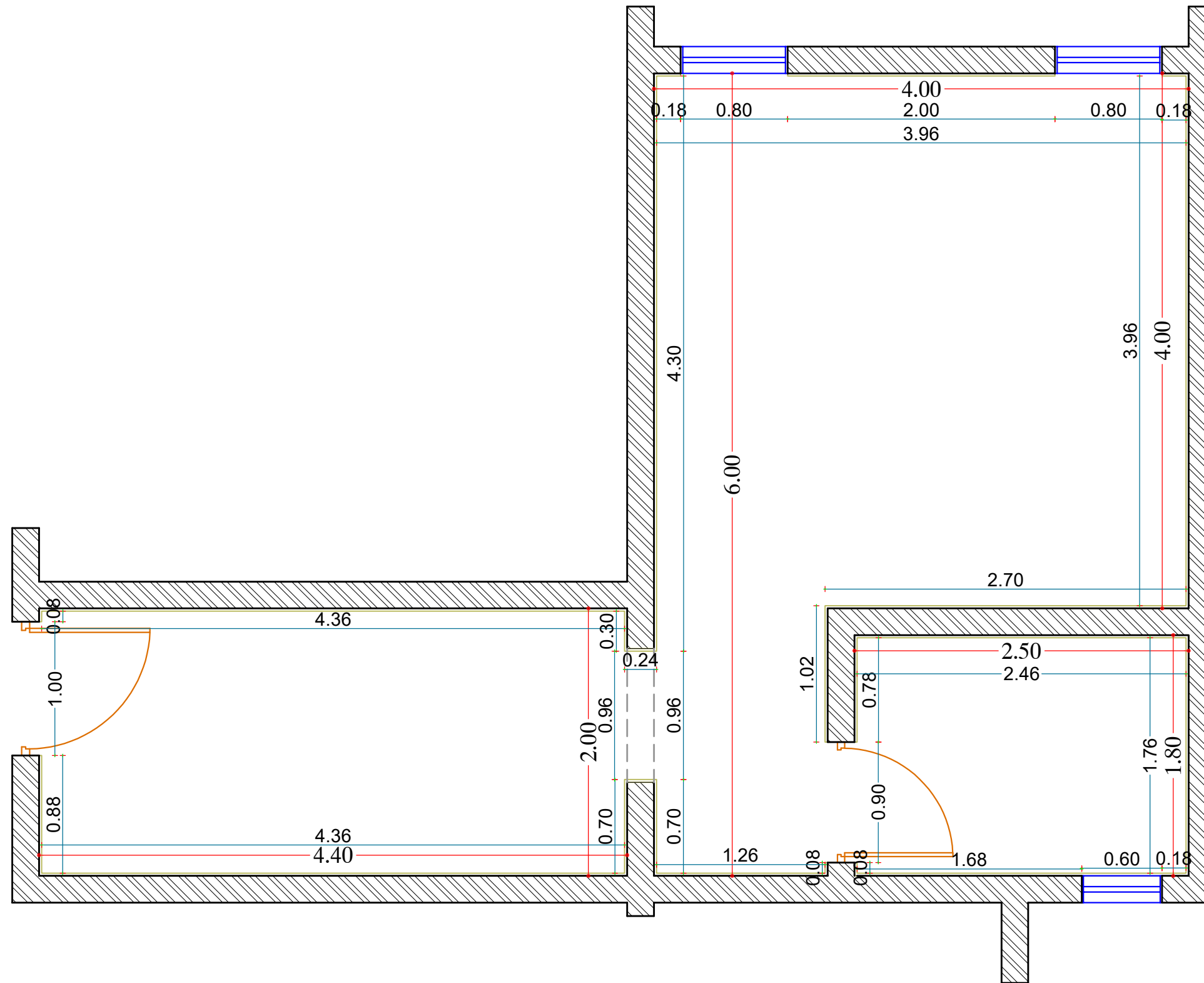
Checked by :

Date :

Drawing No : 00

Notes:

This is a concept design details, shop drawings to be done by the contractors to meet the feel and look of the design perspectives, any discrepancy in the drawings the concept perspectives design should supersede and the contractor to highlight these before any execution to avoid any confusion and work execution miss matching the design concept.



1
**GROUND FLOOR
DIMENSION PLAN**
 SCALE 1:50

GENERAL NOTES:-

1. ALL DIMENSIONS ARE IN Meters AND (UNLESS NOTED OTHERWISE)
2. DO NOT SCALE FROM THE DRAWINGS
3. ANY DISCREPANCIES TO BE NOTED TO ARCHITECT IMMEDIATELY
4. ALL DIMENSIONS TO BE CHECKED ON SITE
5. ALL DRAWINGS SHOULD BE READ IN CONJUNCTION WITH OTHER RELEVANT DISCIPLINES AND CONTRACT DOCUMENTS

Client :

Project :

Residential Villa

Space title :

Master Bedroom

Drawing title:

Design concept :

Checked by :

Date :

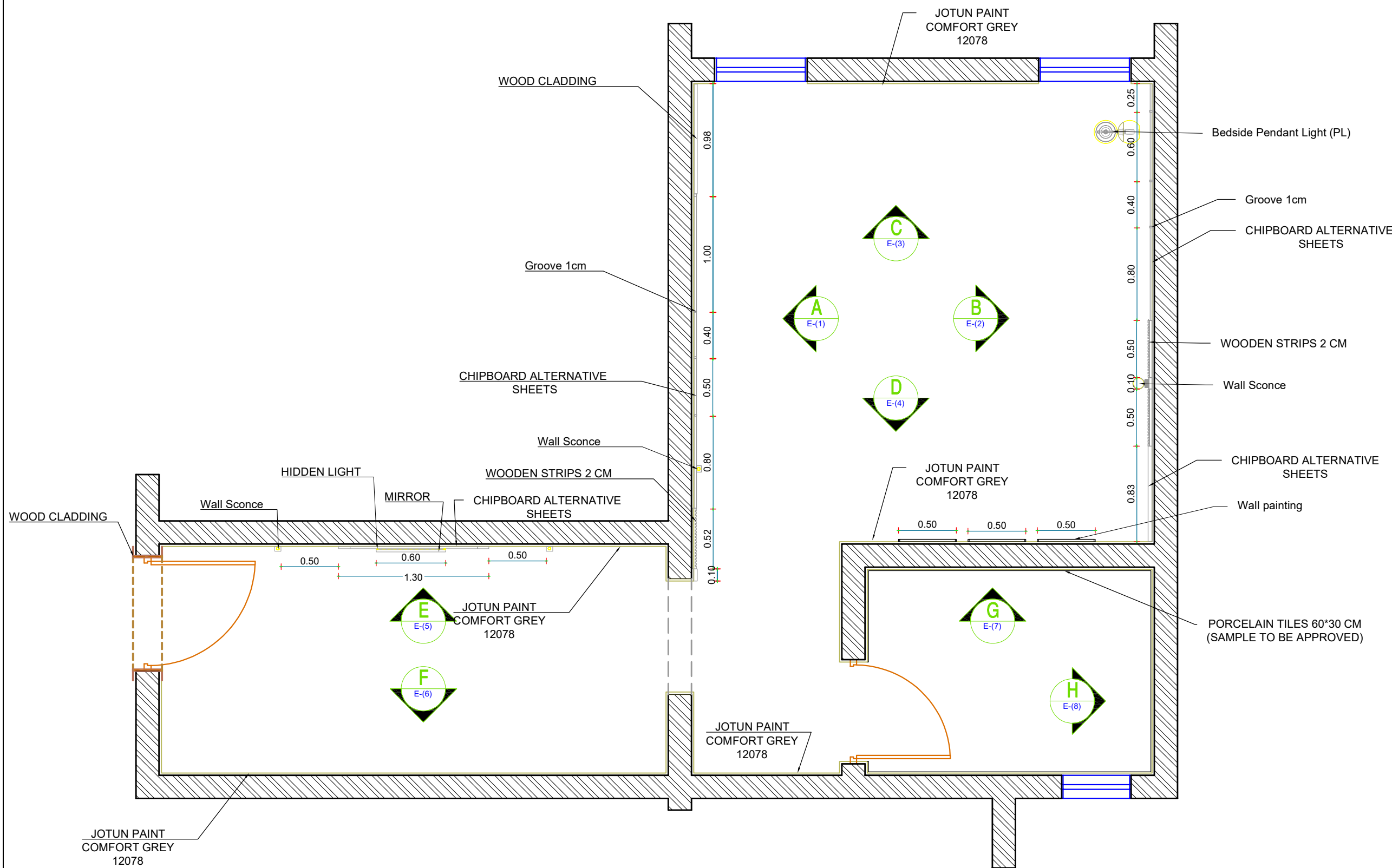
Drawing No : 00

Notes:

This is a concept design details, shop drawings to be done by the contractors to meet the feel and look of the design perspectives, any discrepancy in the drawings the concept perspectives design should supersede and the contractor to highlight these before any execution to avoid any confusion and work execution miss matching the design concept.

GENERAL NOTES:-

1. ALL DIMENSIONS ARE IN Meters AND (UNLESS NOTED OTHERWISE)
2. DO NOT SCALE FROM THE DRAWINGS
3. ANY DISCREPANCIES TO BE NOTED TO ARCHITECT IMMEDIATELY
4. ALL DIMENSIONS TO BE CHECKED ON SITE
5. ALL DRAWINGS SHOULD BE READ IN CONJUNCTION WITH OTHER RELEVANT DISCIPLINES AND CONTRACT DOCUMENTS



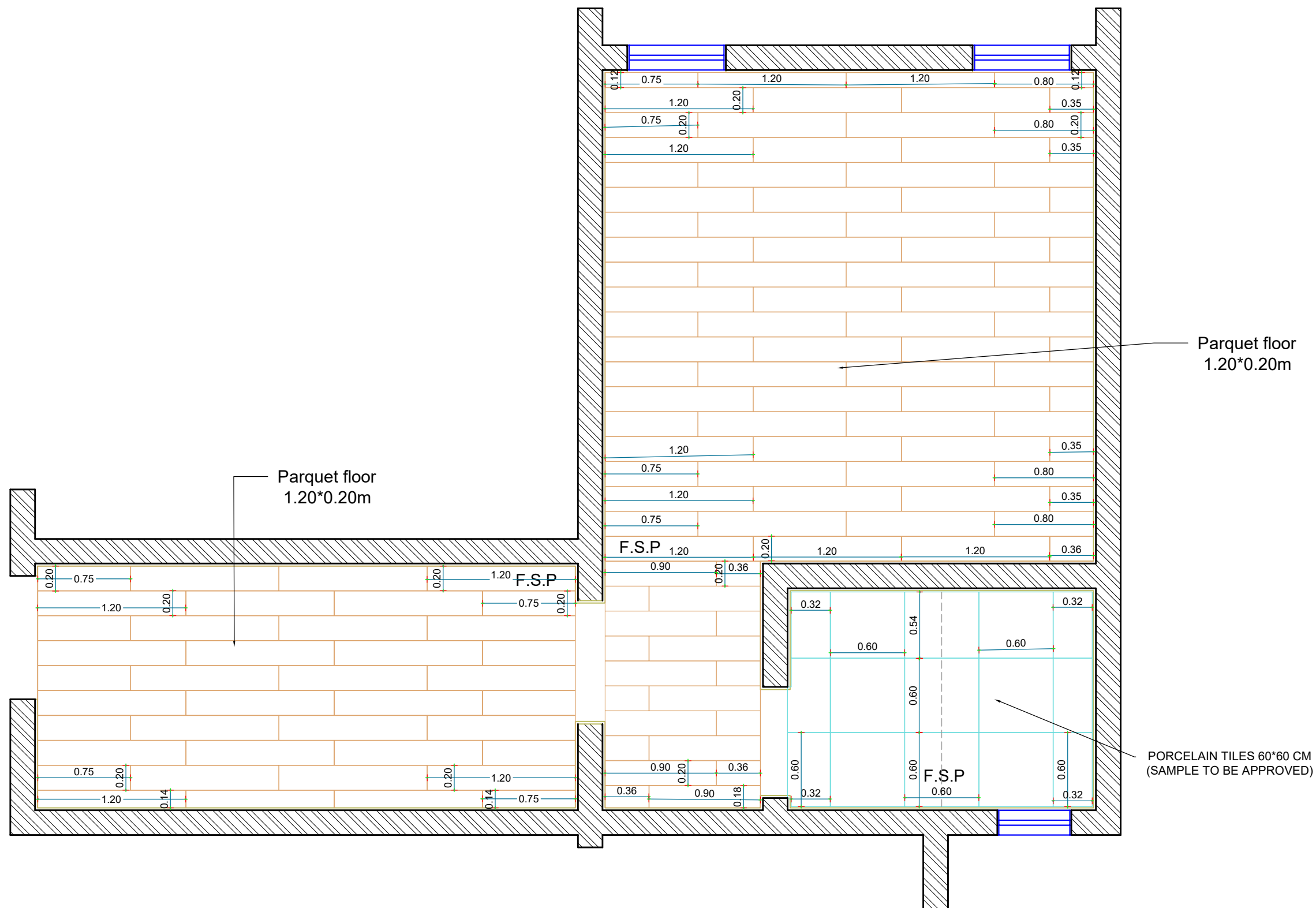
2 **GROUND FLOOR DECORATION PLAN**
SCALE 1:50

Client :	
Project : Residential Villa	
Space title : Master Bedroom	
Drawing title:	
Design concept :	Checked by :
Date :	Drawing No : 00

Notes:
This is a concept design details, shop drawings to be done by the contractors to meet the feel and look of the design perspectives, any discrepancy in the drawings the concept perspectives design should supersede and the contractor to highlight these before any execution to avoid any confusion and work execution miss matching the design concept.

GENERAL NOTES:-

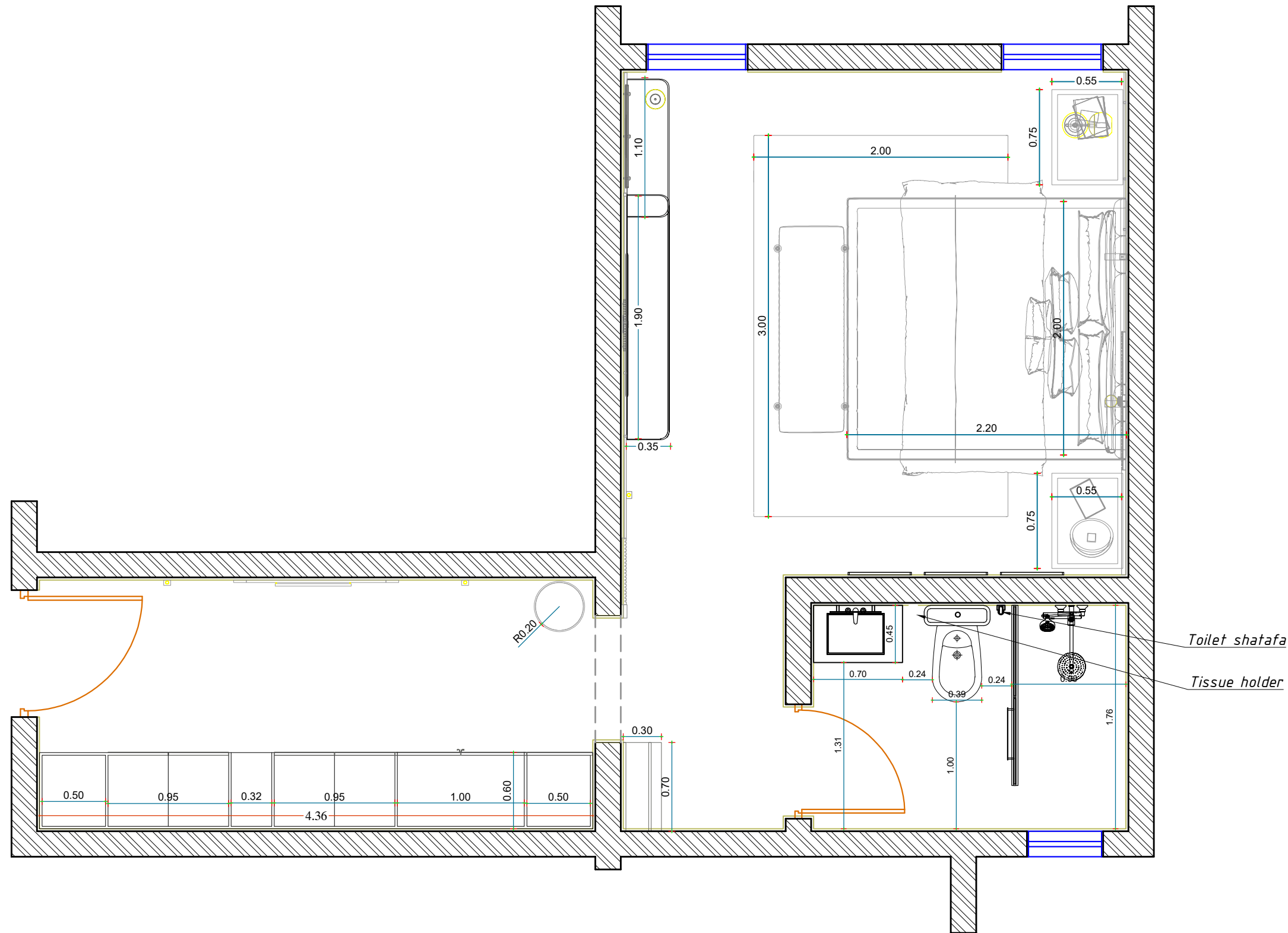
1. ALL DIMENSIONS ARE IN Meters AND (UNLESS NOTED OTHERWISE)
2. DO NOT SCALE FROM THE DRAWINGS
3. ANY DISCREPANCIES TO BE NOTED TO ARCHITECT IMMEDIATELY
4. ALL DIMENSIONS TO BE CHECKED ON SITE
5. ALL DRAWINGS SHOULD BE READ IN CONJUNCTION WITH OTHER RELEVANT DISCIPLINES AND CONTRACT DOCUMENTS



3
**GROUND FLOOR
FLOORING PLAN**
 SCALE 1:50

Notes:
 This is a concept design details, shop drawings to be done by the contractors to meet the feel and look of the design perspectives, any discrepancy in the drawings the concept perspectives design should supersede and the contractor to highlight these before any execution to avoid any confusion and work execution miss matching the design concept.

Client :	
Project : Residential Villa	
Space title : Master Bedroom	
Drawing title:	
Design concept :	Checked by :
Date :	Drawing No : 00



4
GROUND FLOOR FURNITURE PLAN
 SCALE 1:50

GENERAL NOTES:-

1. ALL DIMENSIONS ARE IN Meters AND (UNLESS NOTED OTHERWISE)
2. DO NOT SCALE FROM THE DRAWINGS
3. ANY DISCREPANCIES TO BE NOTED TO ARCHITECT IMMEDIATELY
4. ALL DIMENSIONS TO BE CHECKED ON SITE
5. ALL DRAWINGS SHOULD BE READ IN CONJUNCTION WITH OTHER RELEVANT DISCIPLINES AND CONTRACT DOCUMENTS

Client :

Project :
Residential Villa

Space title :
Master Bedroom

Drawing title:

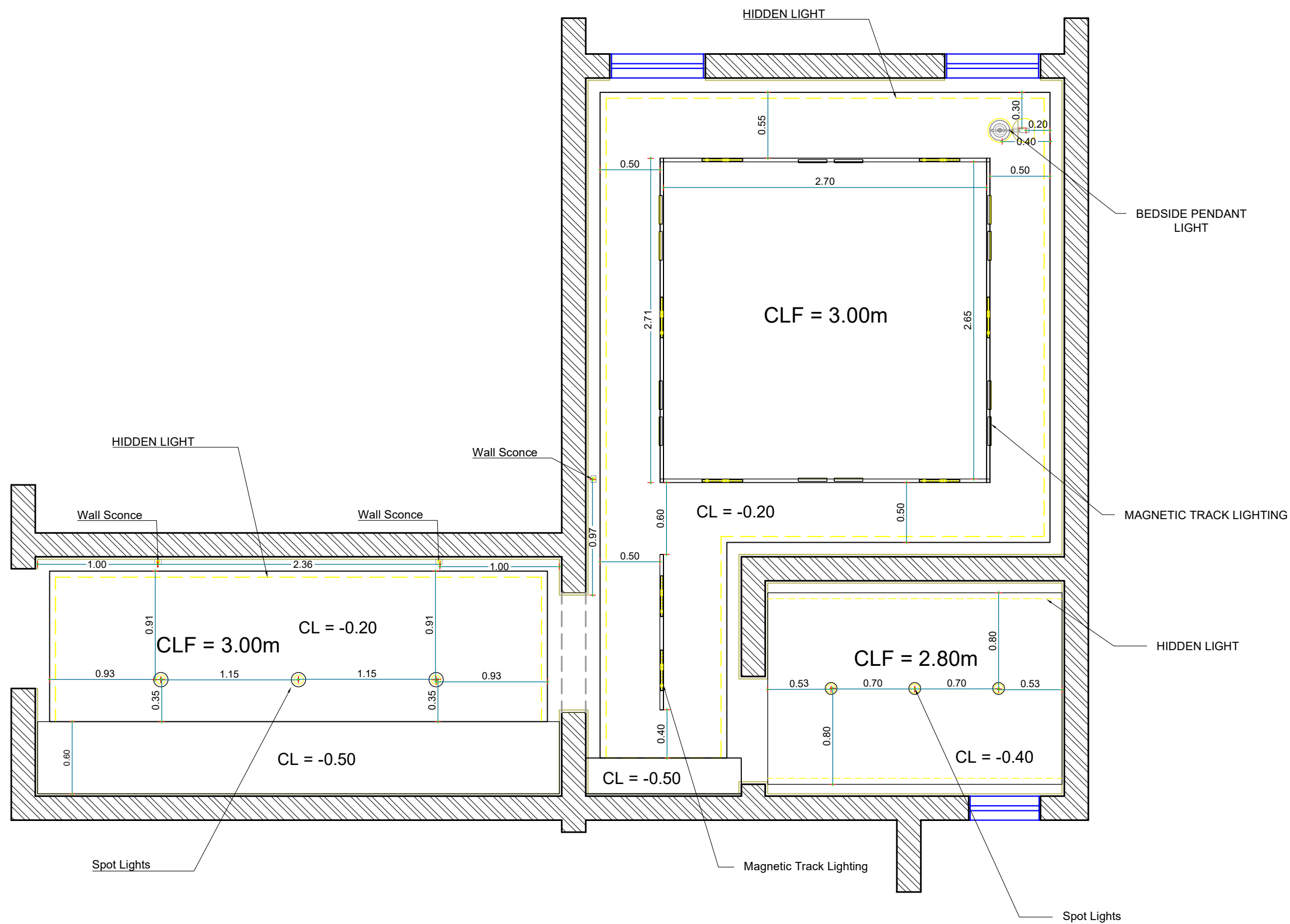
Design concept : Checked by :

Date : Drawing No : 00

Notes:
 This is a concept design details, shop drawings to be done by the contractors to meet the feel and look of the design perspectives, any discrepancy in the drawings the concept perspectives design should supersede and the contractor to highlight these before any execution to avoid any confusion and work execution miss matching the design concept.

GENERAL NOTES:-

1. ALL DIMENSIONS ARE IN Meters AND (UNLESS NOTED OTHERWISE)
2. DO NOT SCALE FROM THE DRAWINGS
3. ANY DISCREPANCIES TO BE NOTED TO ARCHITECT IMMEDIATELY
4. ALL DIMENSIONS TO BE CHECKED ON SITE
5. ALL DRAWINGS SHOULD BE READ IN CONJUNCTION WITH OTHER RELEVANT DISCIPLINES AND CONTRACT DOCUMENTS

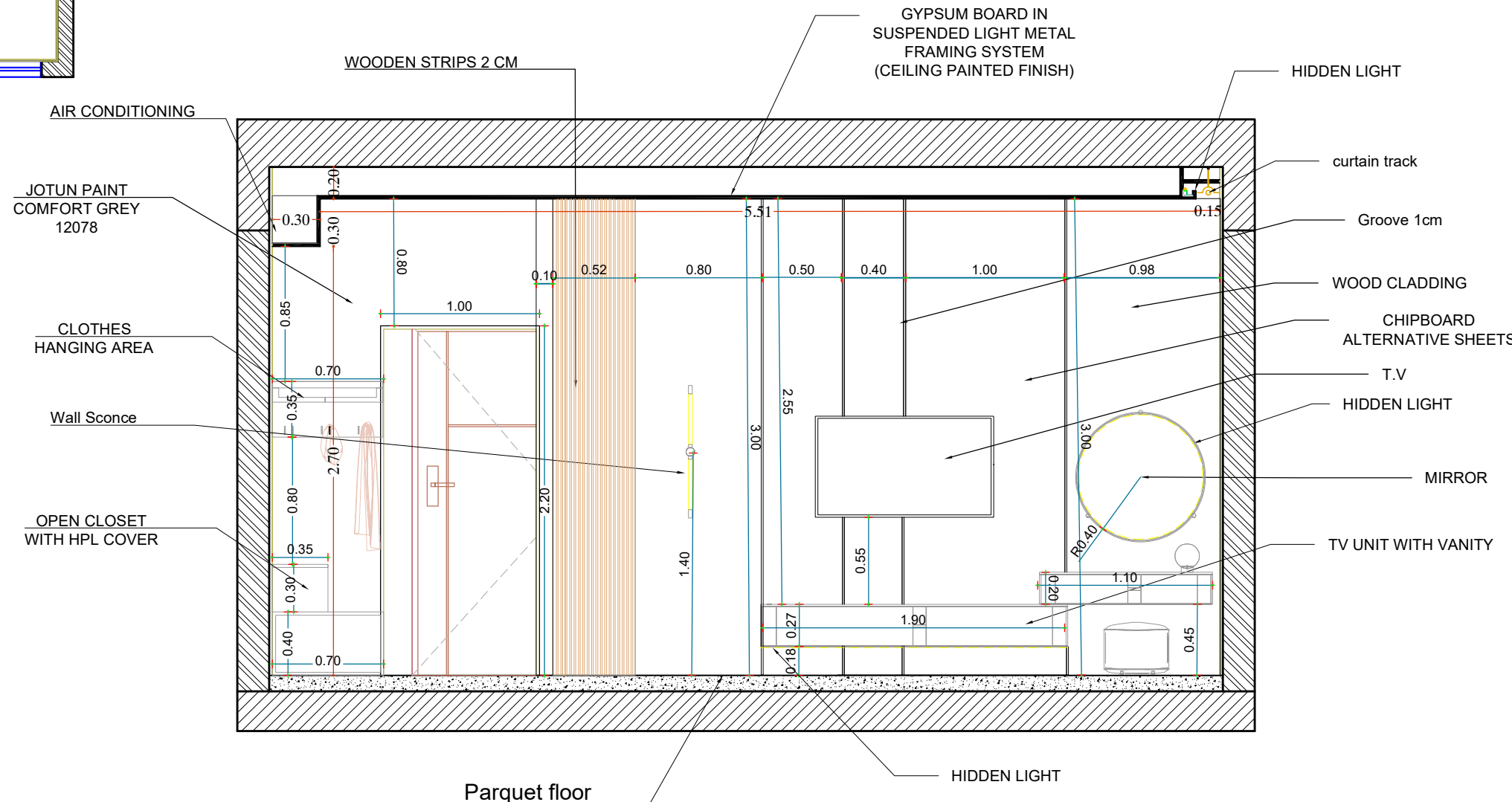
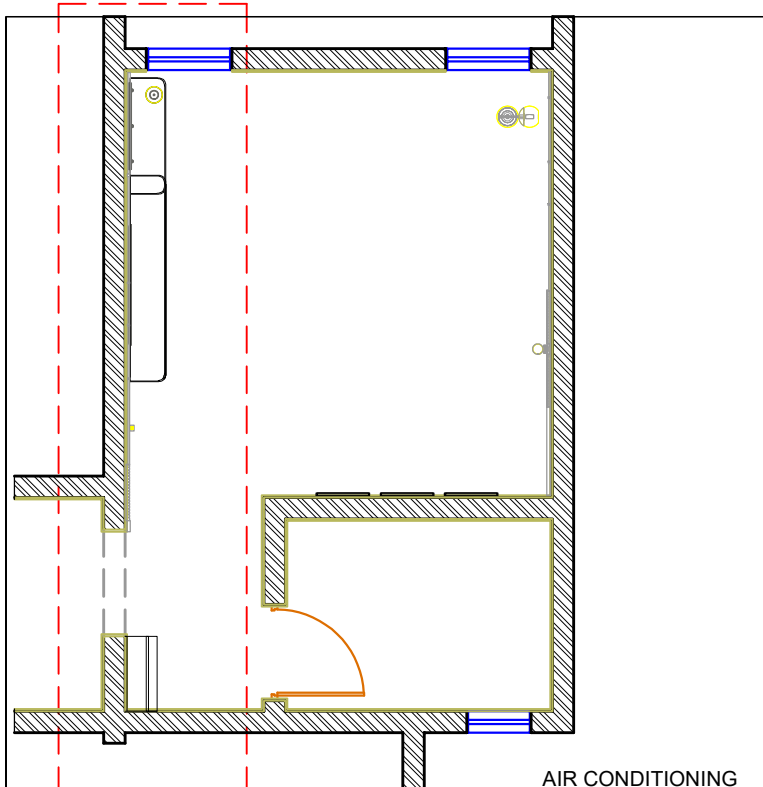


6
GROUND FLOOR LIGHTING PLAN
 SCALE 1:50

Notes:

This is a concept design details, shop drawings to be done by the contractors to meet the feel and look of the design perspectives, any discrepancy in the drawings the concept perspectives design should supersede and the contractor to highlight these before any execution to avoid any confusion and work execution miss matching the design concept.

Client :	
Project : Residential Villa	
Space title : Master Bedroom	
Drawing title:	
Design concept :	Checked by :
Date :	Drawing No : 00



7
**GROUND FLOOR
ELEVATION A (1)**
 SCALE 1:50

GENERAL NOTES:-

1. ALL DIMENSIONS ARE IN Meters AND (UNLESS NOTED OTHERWISE)
2. DO NOT SCALE FROM THE DRAWINGS
3. ANY DISCREPANCIES TO BE NOTED TO ARCHITECT IMMEDIATELY
4. ALL DIMENSIONS TO BE CHECKED ON SITE
5. ALL DRAWINGS SHOULD BE READ IN CONJUNCTION WITH OTHER RELEVANT DISCIPLINES AND CONTRACT DOCUMENTS

Client :

Project :
Residential Villa

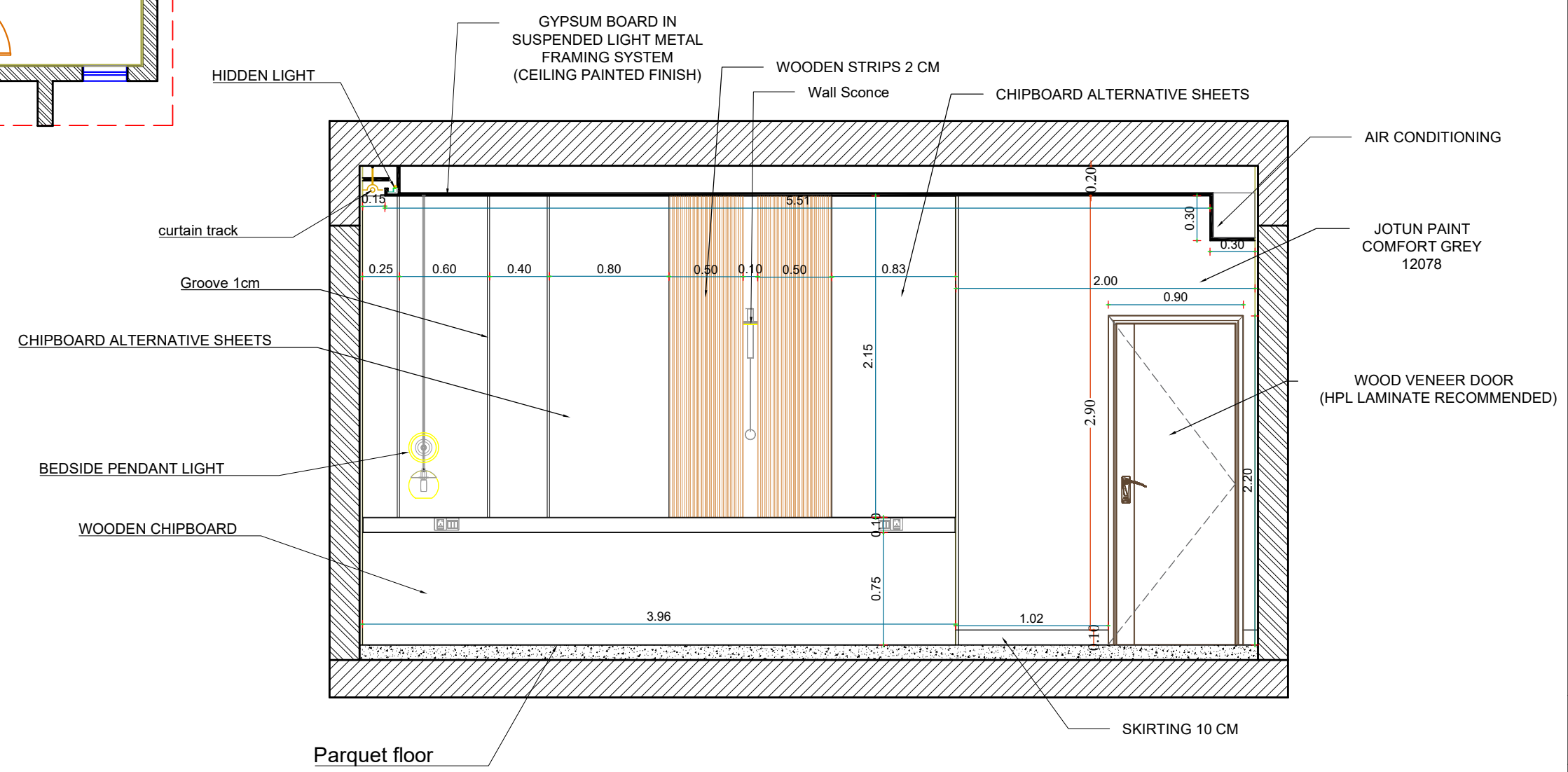
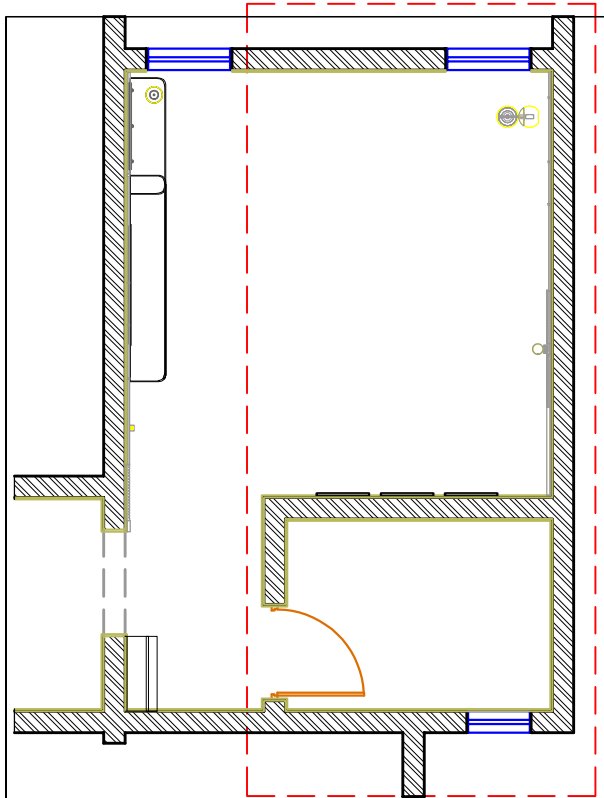
Space title :
Master Bedroom

Drawing title:

Design concept : Checked by :

Date : Drawing No : 00

Notes:
 This is a concept design details, shop drawings to be done by the contractors to meet the feel and look of the design perspectives, any discrepancy in the drawings the concept perspectives design should supersede and the contractor to highlight these before any execution to avoid any confusion and work execution miss matching the design concept.

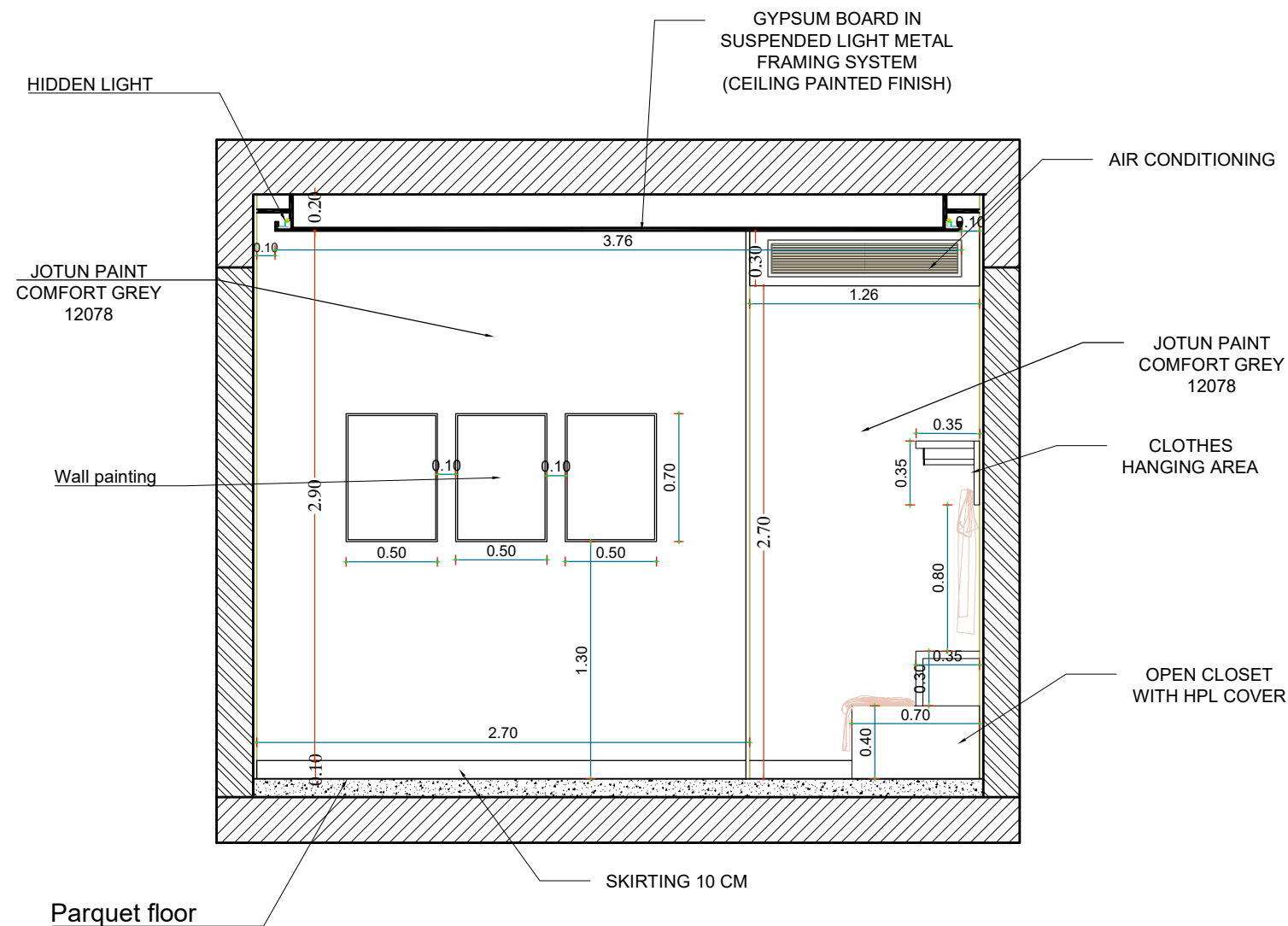
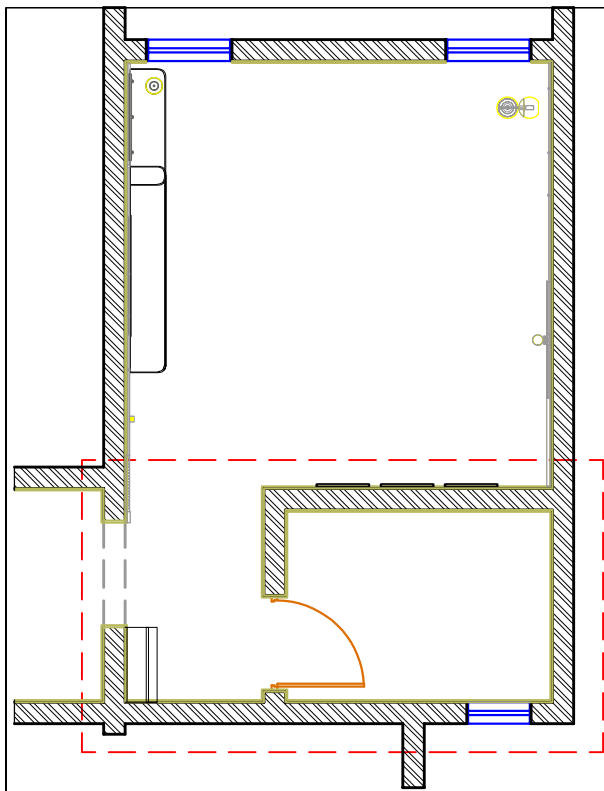


- GENERAL NOTES:-**
1. ALL DIMENSIONS ARE IN Meters AND (UNLESS NOTED OTHERWISE)
 2. DO NOT SCALE FROM THE DRAWINGS
 3. ANY DISCREPANCIES TO BE NOTED TO ARCHITECT IMMEDIATELY
 4. ALL DIMENSIONS TO BE CHECKED ON SITE
 5. ALL DRAWINGS SHOULD BE READ IN CONJUNCTION WITH OTHER RELEVANT DISCIPLINES AND CONTRACT DOCUMENTS

8 **GROUND FLOOR**
ELEVATION B (2)
SCALE 1:50

Client :	
Project : Residential Villa	
Space title : Master Bedroom	
Drawing title:	
Design concept :	Checked by :
Date :	Drawing No : 00

Notes:
This is a concept design details, shop drawings to be done by the contractors to meet the feel and look of the design perspectives, any discrepancy in the drawings the concept perspectives design should supersede and the contractor to highlight these before any execution to avoid any confusion and work execution miss matching the design concept.



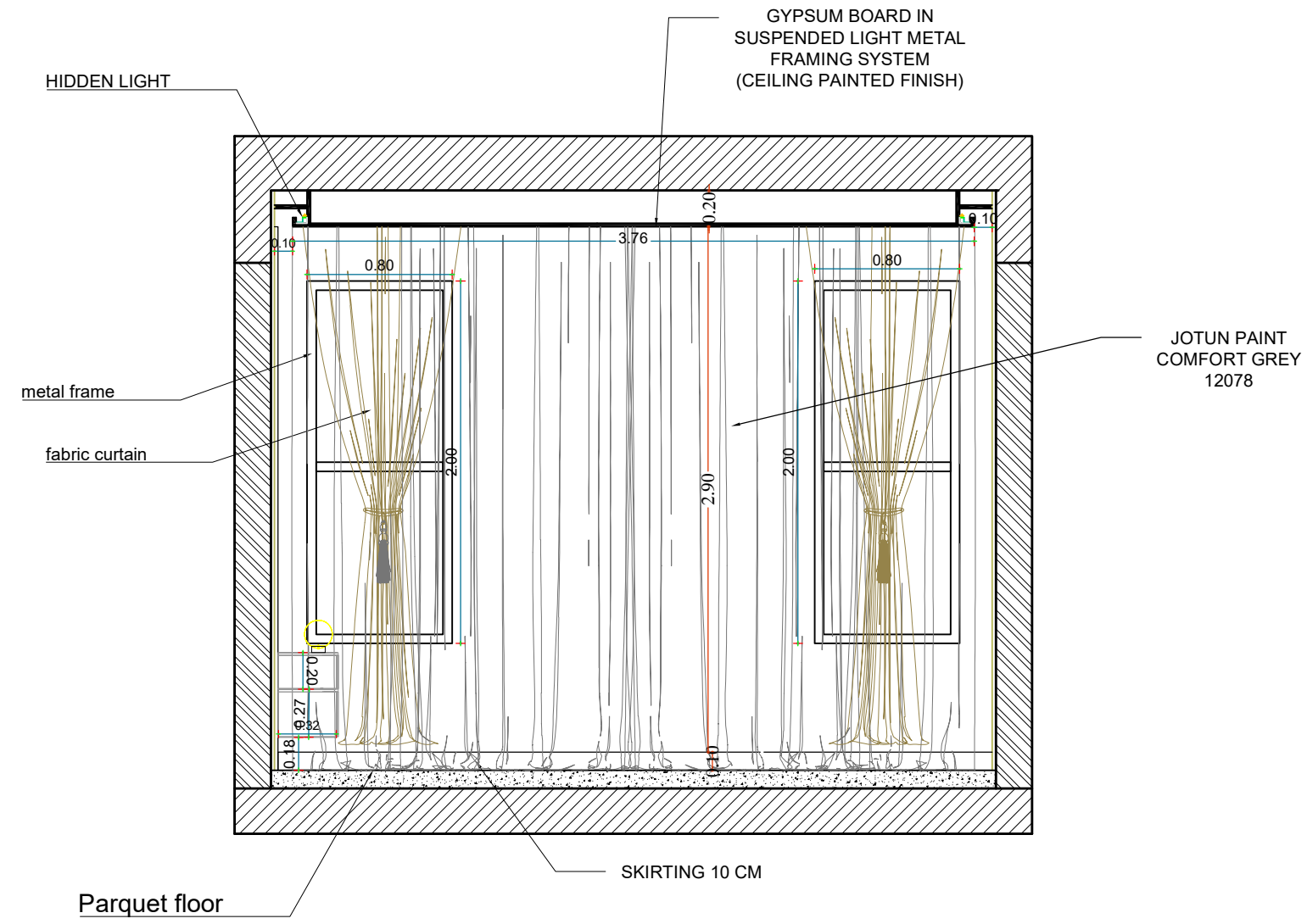
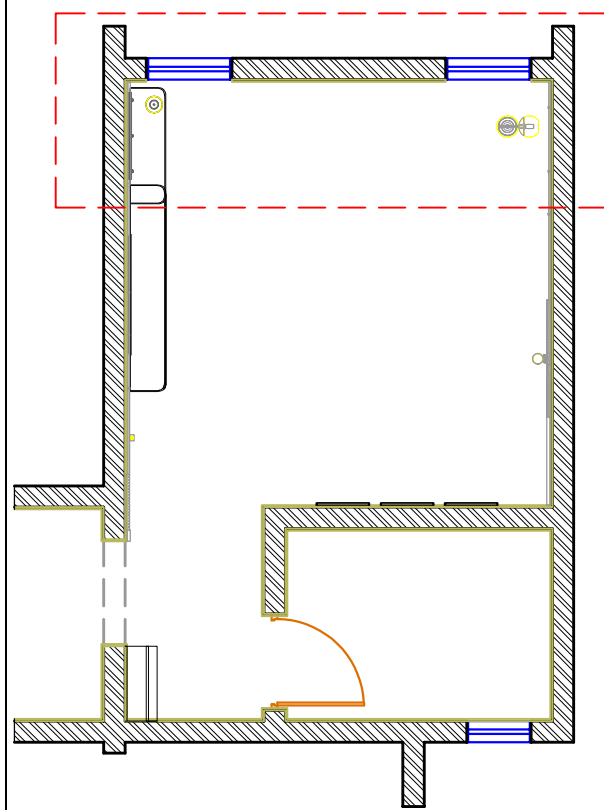
GENERAL NOTES:-

1. ALL DIMENSIONS ARE IN Meters AND (UNLESS NOTED OTHERWISE)
2. DO NOT SCALE FROM THE DRAWINGS
3. ANY DISCREPANCIES TO BE NOTED TO ARCHITECT IMMEDIATELY
4. ALL DIMENSIONS TO BE CHECKED ON SITE
5. ALL DRAWINGS SHOULD BE READ IN CONJUNCTION WITH OTHER RELEVANT DISCIPLINES AND CONTRACT DOCUMENTS

Client :	
Project : Residential Villa	
Space title : Master Bedroom	
Drawing title:	
Design concept :	Checked by :
Date :	Drawing No : 00

9
**GROUND FLOOR
ELEVATION C (3)**
 SCALE 1:50

Notes:
 This is a concept design details, shop drawings to be done by the contractors to meet the feel and look of the design perspectives, any discrepancy in the drawings the concept perspectives design should supersede and the contractor to highlight these before any execution to avoid any confusion and work execution miss matching the design concept.



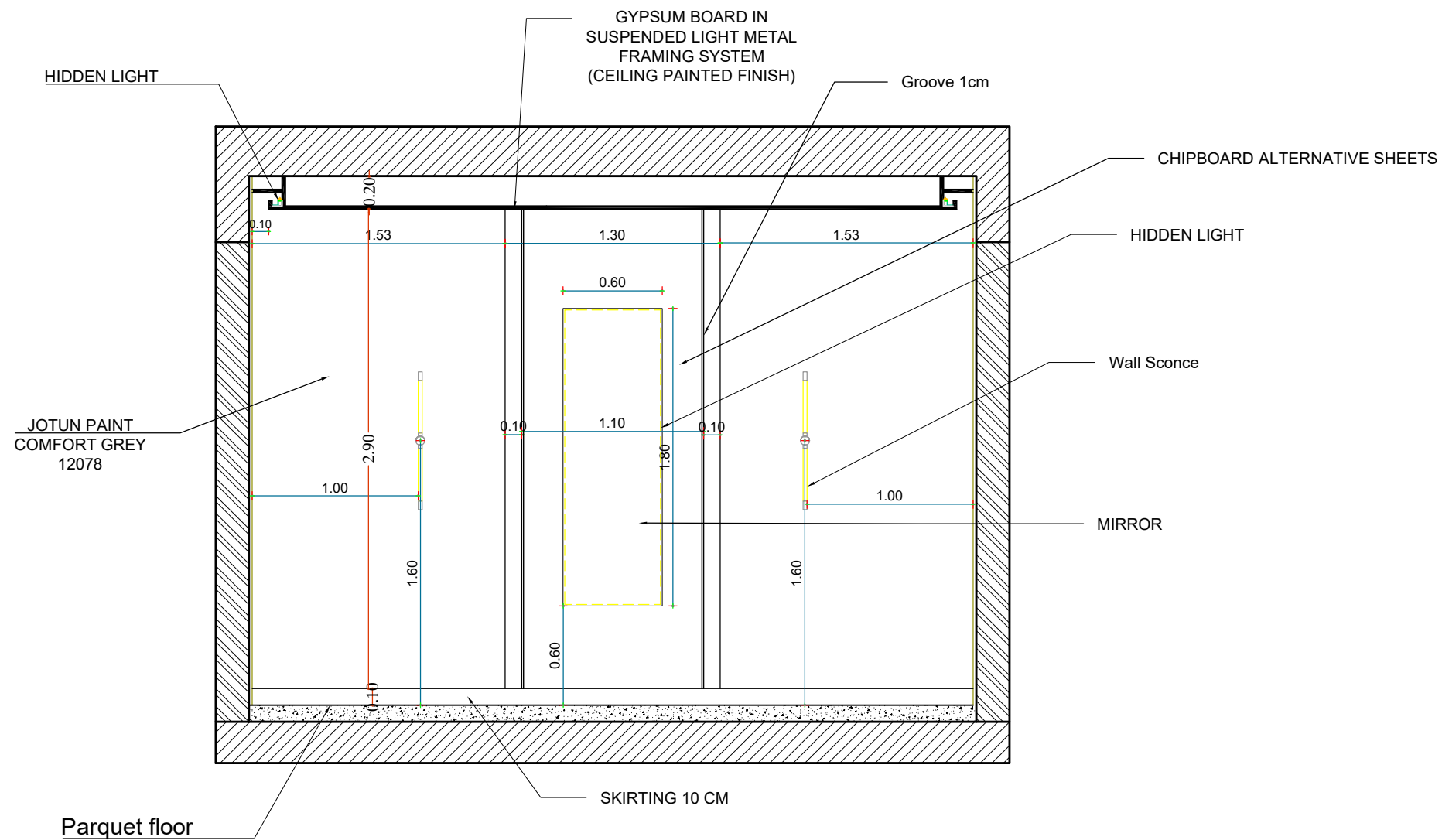
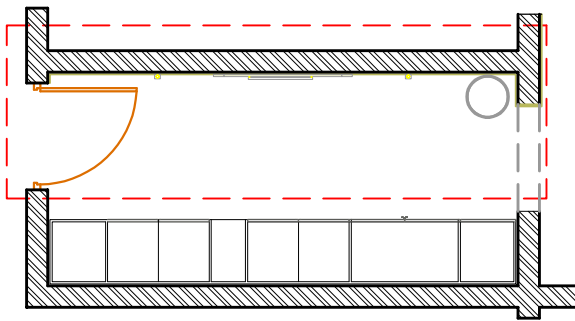
GROUND FLOOR
10 ELEVATION D (4)
SCALE 1:50

GENERAL NOTES:-

1. ALL DIMENSIONS ARE IN Meters AND (UNLESS NOTED OTHERWISE)
2. DO NOT SCALE FROM THE DRAWINGS
3. ANY DISCREPANCIES TO BE NOTED TO ARCHITECT IMMEDIATELY
4. ALL DIMENSIONS TO BE CHECKED ON SITE
5. ALL DRAWINGS SHOULD BE READ IN CONJUNCTION WITH OTHER RELEVANT DISCIPLINES AND CONTRACT DOCUMENTS

Client :	
Project : Residential Villa	
Space title : Master Bedroom	
Drawing title:	
Design concept :	Checked by :
Date :	Drawing No : 00

Notes:
 This is a concept design details, shop drawings to be done by the contractors to meet the feel and look of the design perspectives, any discrepancy in the drawings the concept perspectives design should supersede and the contractor to highlight these before any execution to avoid any confusion and work execution miss matching the design concept.



GROUND FLOOR
11 ELEVATION E (5)
SCALE 1:50

GENERAL NOTES:-

1. ALL DIMENSIONS ARE IN Meters AND (UNLESS NOTED OTHERWISE)
2. DO NOT SCALE FROM THE DRAWINGS
3. ANY DISCREPANCIES TO BE NOTED TO ARCHITECT IMMEDIATELY
4. ALL DIMENSIONS TO BE CHECKED ON SITE
5. ALL DRAWINGS SHOULD BE READ IN CONJUNCTION WITH OTHER RELEVANT DISCIPLINES AND CONTRACT DOCUMENTS

Client :

Project :

Residential Villa

Space title :

Master dressing room

Drawing title:

Design concept :

Checked by :

Date :

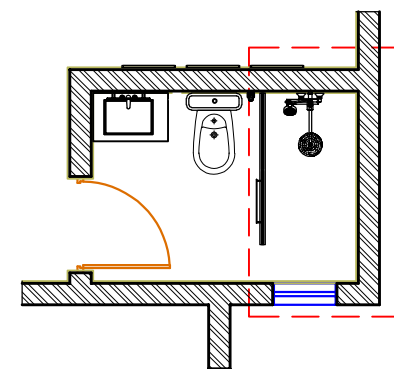
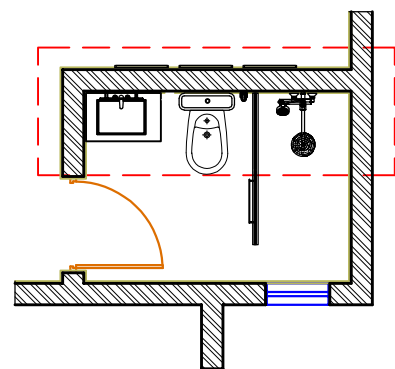
Drawing No : 00

Notes:

This is a concept design details, shop drawings to be done by the contractors to meet the feel and look of the design perspectives, any discrepancy in the drawings the concept perspectives design should supersede and the contractor to highlight these before any execution to avoid any confusion and work execution miss matching the design concept.

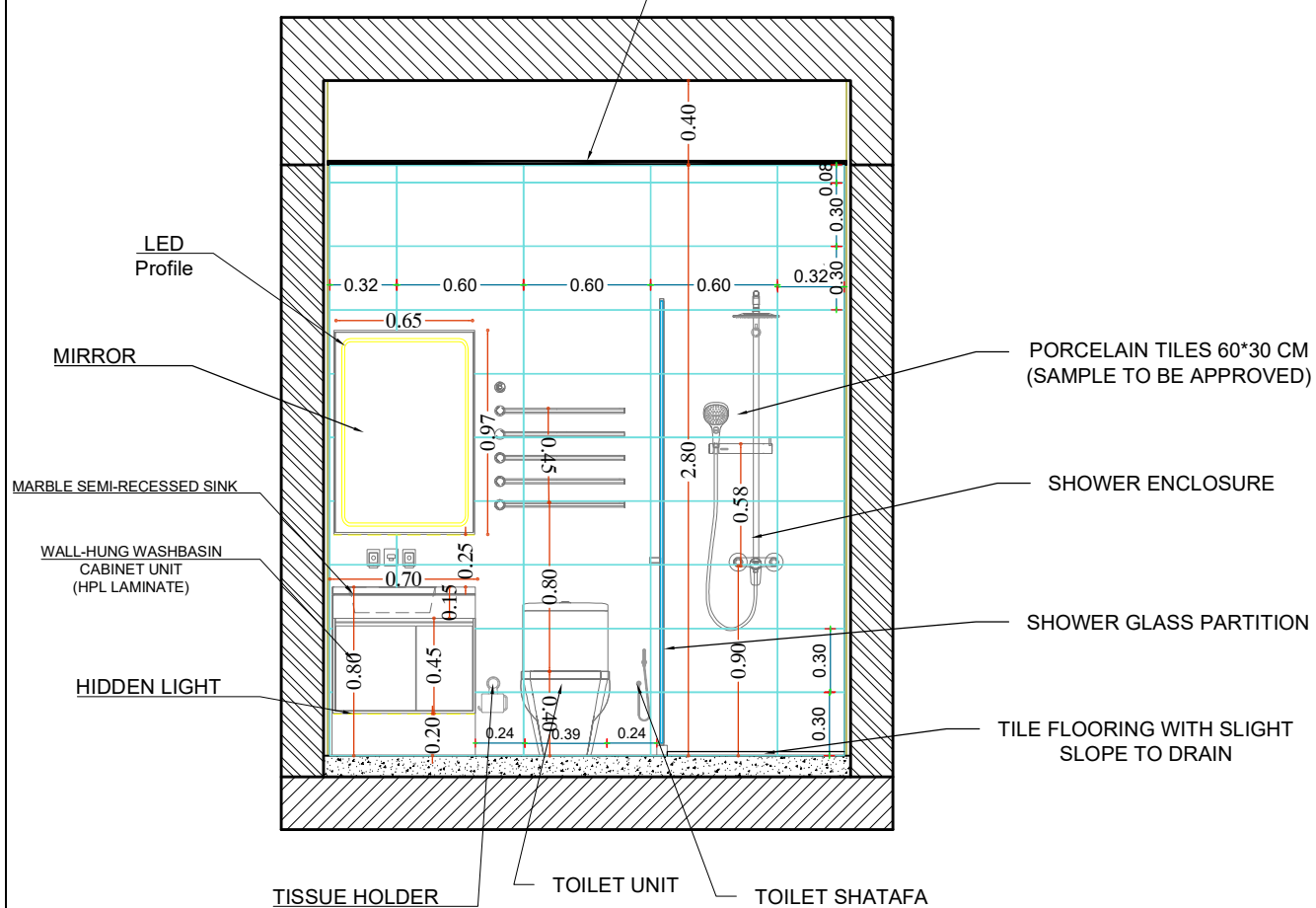
GENERAL NOTES:-

1. ALL DIMENSIONS ARE IN Meters AND (UNLESS NOTED OTHERWISE)
2. DO NOT SCALE FROM THE DRAWINGS
3. ANY DISCREPANCIES TO BE NOTED TO ARCHITECT IMMEDIATELY
4. ALL DIMENSIONS TO BE CHECKED ON SITE
5. ALL DRAWINGS SHOULD BE READ IN CONJUNCTION WITH OTHER RELEVANT DISCIPLINES AND CONTRACT DOCUMENTS



GYPSUM BOARD IN SUSPENDED LIGHT METAL FRAMING SYSTEM (CEILING PAINTED FINISH)

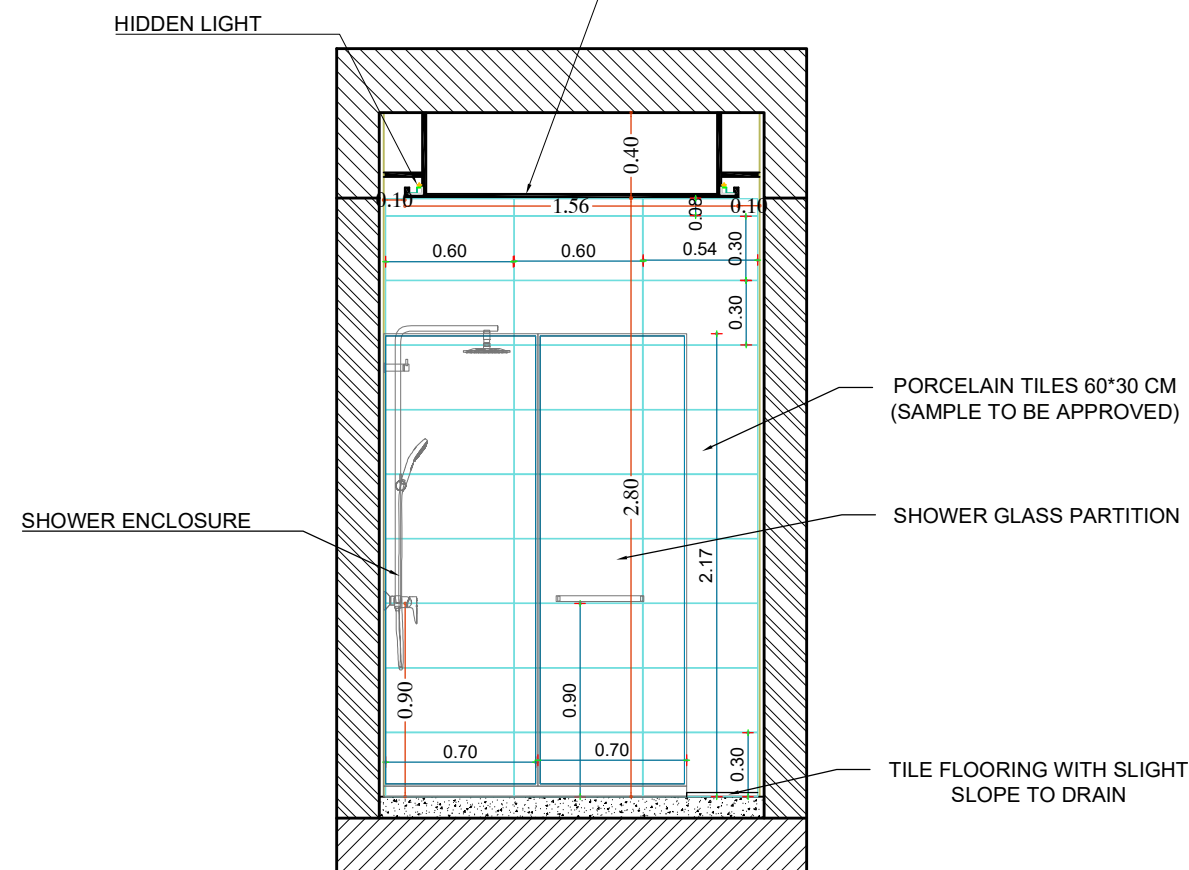
GYPSUM BOARD IN SUSPENDED LIGHT METAL FRAMING SYSTEM (CEILING PAINTED FINISH)



GROUND FLOOR ELEVATION G (7)

13

SCALE 1:50



GROUND FLOOR ELEVATION H (8)

14

SCALE 1:50

Notes:

This is a concept design details, shop drawings to be done by the contractors to meet the feel and look of the design perspectives, any discrepancy in the drawings the concept perspectives design should supersede and the contractor to highlight these before any execution to avoid any confusion and work execution miss matching the design concept.

Client :	
Project : Residential Villa	
Space title : Master Bathroom	
Drawing title:	
Design concept :	Checked by :
Date :	Drawing No : 00

GENERAL NOTES:-

- 1. ALL DIMENSIONS ARE IN Meters AND (UNLESS NOTED OTHERWISE)
- 2. DO NOT SCALE FROM THE DRAWINGS
- 3. ANY DISCREPANCIES TO BE NOTED TO ARCHITECT IMMEDIATELY
- 4. ALL DIMENSIONS TO BE CHECKED ON SITE
- 5. ALL DRAWINGS SHOULD BE READ IN CONJUNCTION WITH OTHER RELEVANT DISCIPLINES AND CONTRACT DOCUMENTS

Living and dining hall

Client :
Project :
Residential Villa
Space title :
Living and dining hall

Drawing title:

Design concept :	Checked by :
Date :	Drawing No : 00

Notes:
This is a concept design details, shop drawings to be done by the contractors to meet the feel and look of the design perspectives, any discrepancy in the drawings the concept perspectives design should supersede and the contractor to highlight these before any execution to avoid any confusion and work execution miss matching the design concept.



GENERAL NOTES:-

1. ALL DIMENSIONS ARE IN Meters AND (UNLESS NOTED OTHERWISE)
2. DO NOT SCALE FROM THE DRAWINGS
3. ANY DISCREPANCIES TO BE NOTED TO ARCHITECT IMMEDIATELY
4. ALL DIMENSIONS TO BE CHECKED ON SITE
5. ALL DRAWINGS SHOULD BE READ IN CONJUNCTION WITH OTHER RELEVANT DISCIPLINES AND CONTRACT DOCUMENTS

Client :

Project :

Residential Villa

Space title :

Living and dining hall

Drawing title:

Design concept :

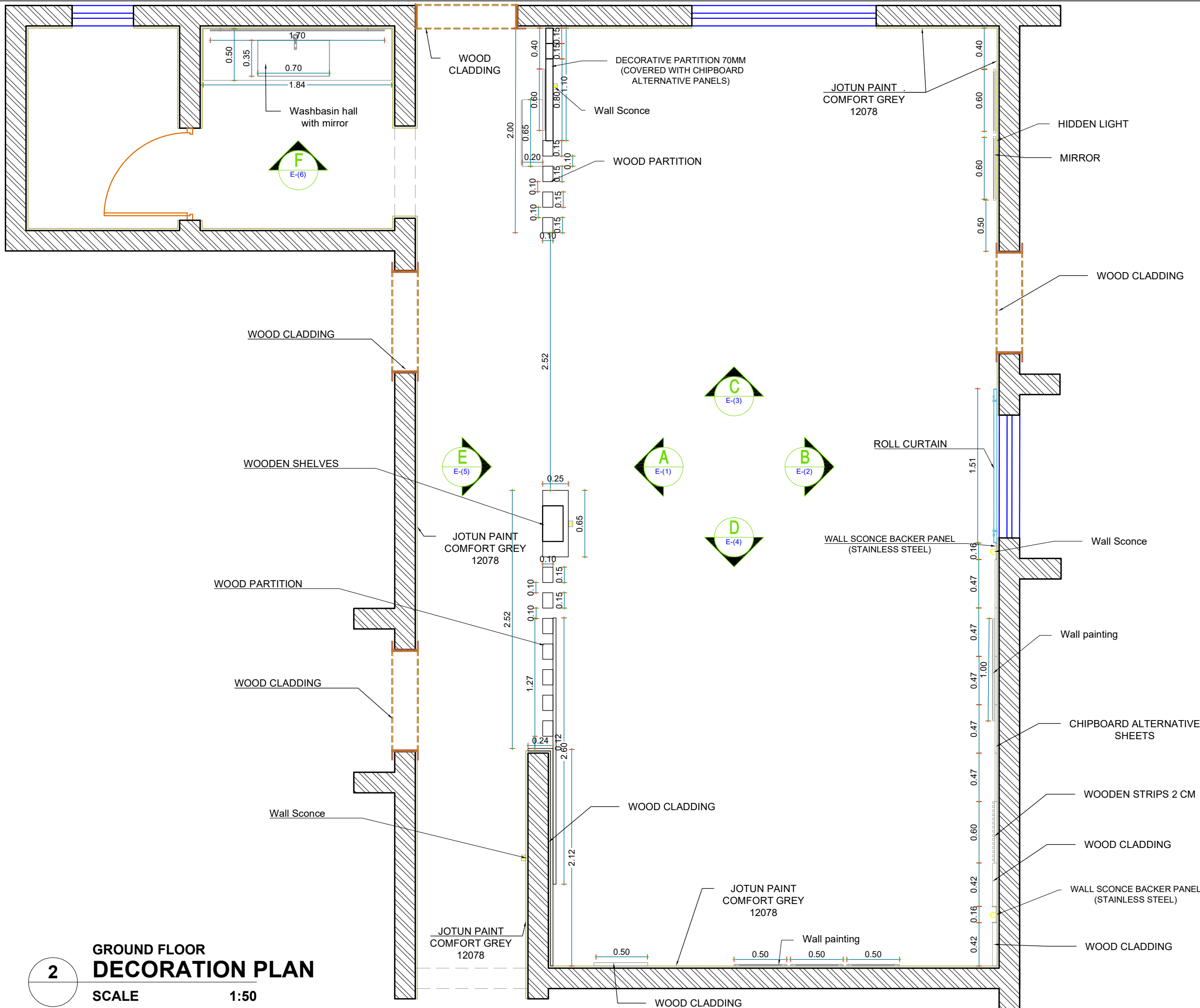
Checked by :

Date :

Drawing No : 00

Notes:

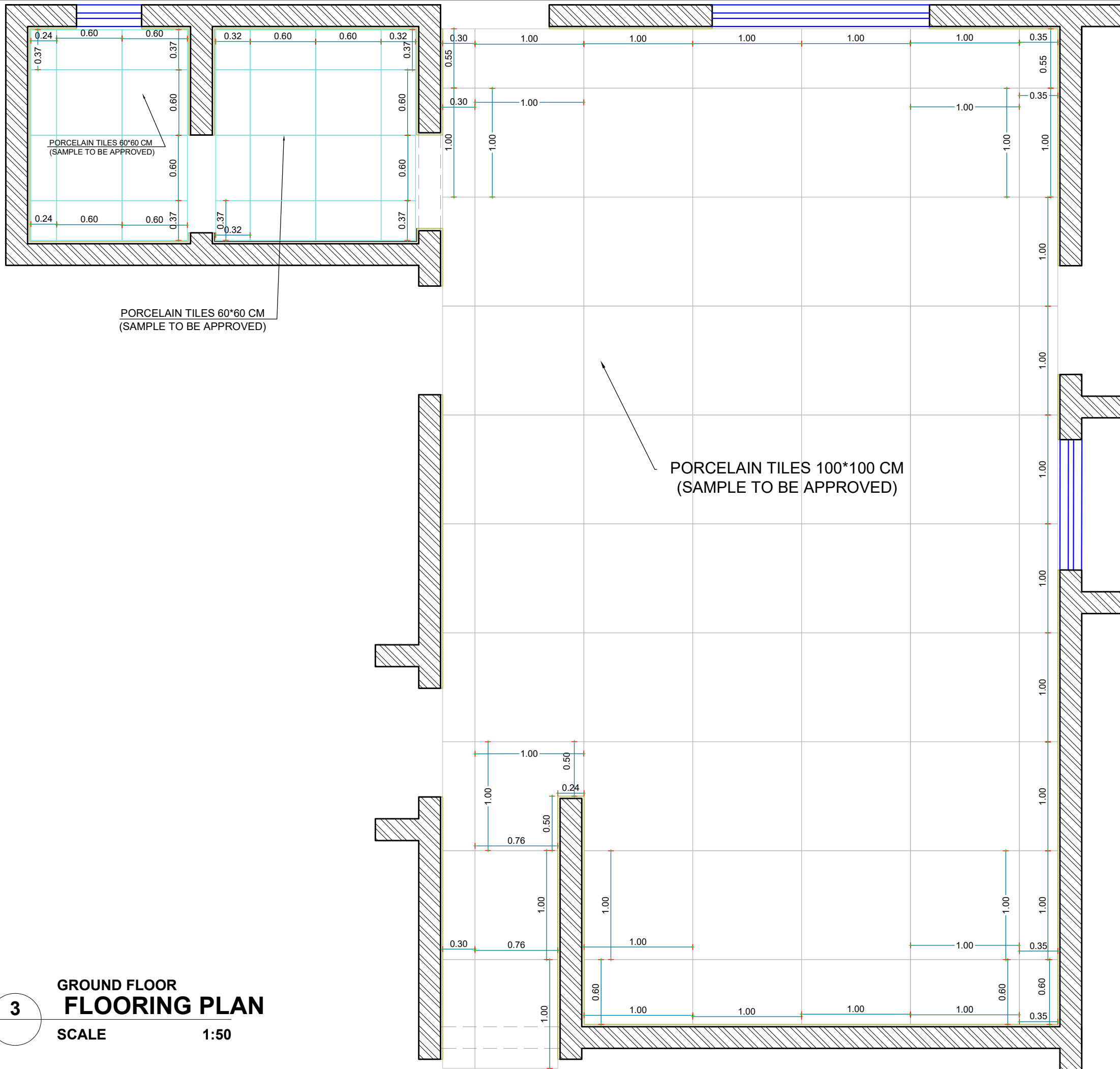
This is a concept design details, shop drawings to be done by the contractors to meet the feel and look of the design perspectives, any discrepancy in the drawings the concept perspectives design should supersede and the contractor to highlight these before any execution to avoid any confusion and work execution miss matching the design concept.



- GENERAL NOTES:-**
1. ALL DIMENSIONS ARE IN METERS AND (UNLESS NOTED OTHERWISE)
 2. DO NOT SCALE FROM THE DRAWINGS
 3. ANY DISCREPANCIES TO BE NOTED TO ARCHITECT IMMEDIATELY
 4. ALL DIMENSIONS TO BE CHECKED ON SITE
 5. ALL DRAWINGS SHOULD BE READ IN CONJUNCTION WITH OTHER RELEVANT DISCIPLINES AND CONTRACT DOCUMENTS

Client :	
Project : Residential Villa	
Space title : Living and dining hall	
Drawing title:	
Design concept :	Checked by :
Date :	Drawing No : 00

2 **GROUND FLOOR DECORATION PLAN**
SCALE 1:50



GENERAL NOTES:-

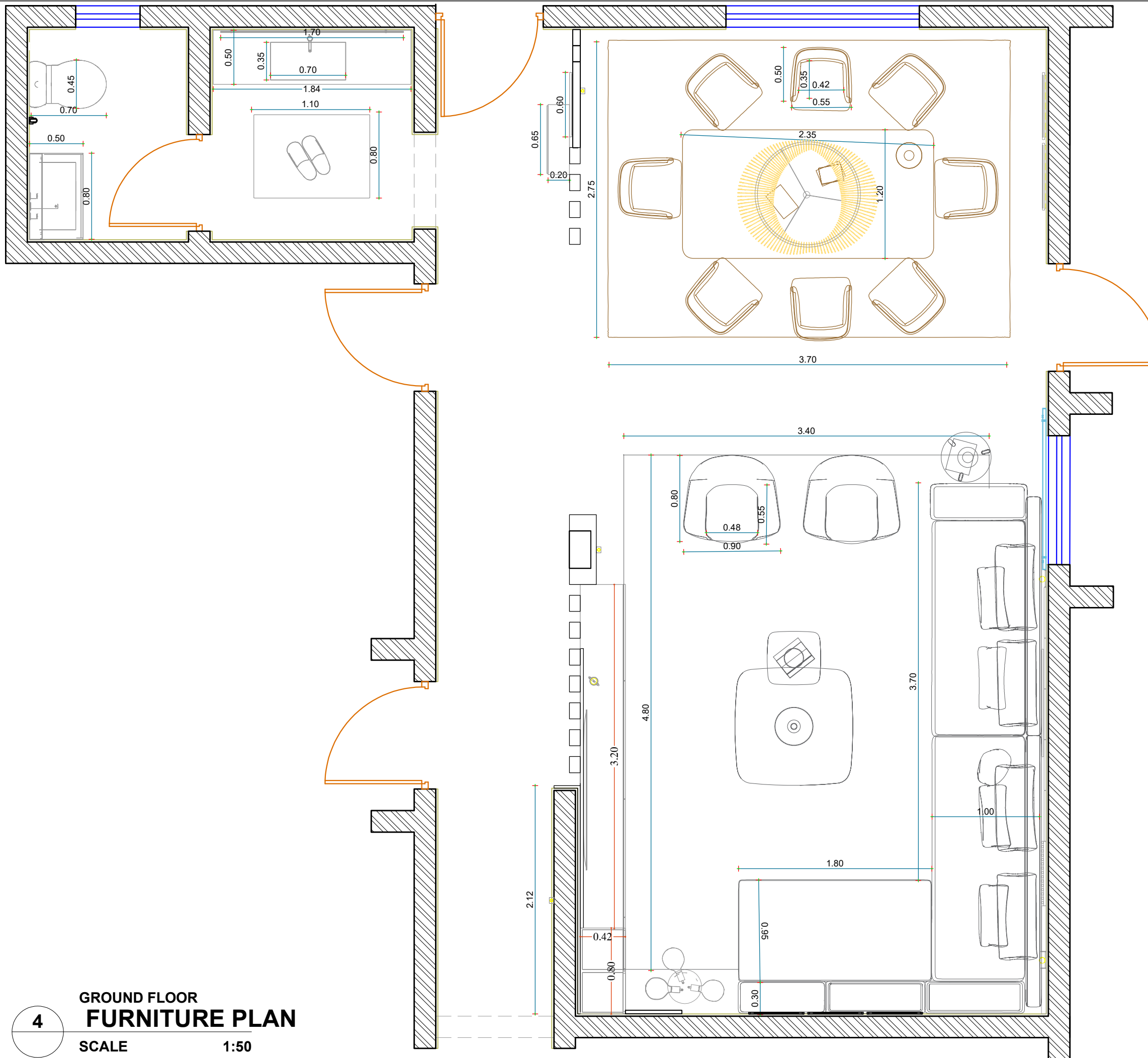
1. ALL DIMENSIONS ARE IN Meters AND (UNLESS NOTED OTHERWISE)
2. DO NOT SCALE FROM THE DRAWINGS
3. ANY DISCREPANCIES TO BE NOTED TO ARCHITECT IMMEDIATELY
4. ALL DIMENSIONS TO BE CHECKED ON SITE
5. ALL DRAWINGS SHOULD BE READ IN CONJUNCTION WITH OTHER RELEVANT DISCIPLINES AND CONTRACT DOCUMENTS

Client :	
Project : Residential Villa	
Space title : Living and dining hall	
Drawing title:	
Design concept :	Checked by :
Date :	Drawing No : 00

GROUND FLOOR FLOORING PLAN

SCALE 1:50

3

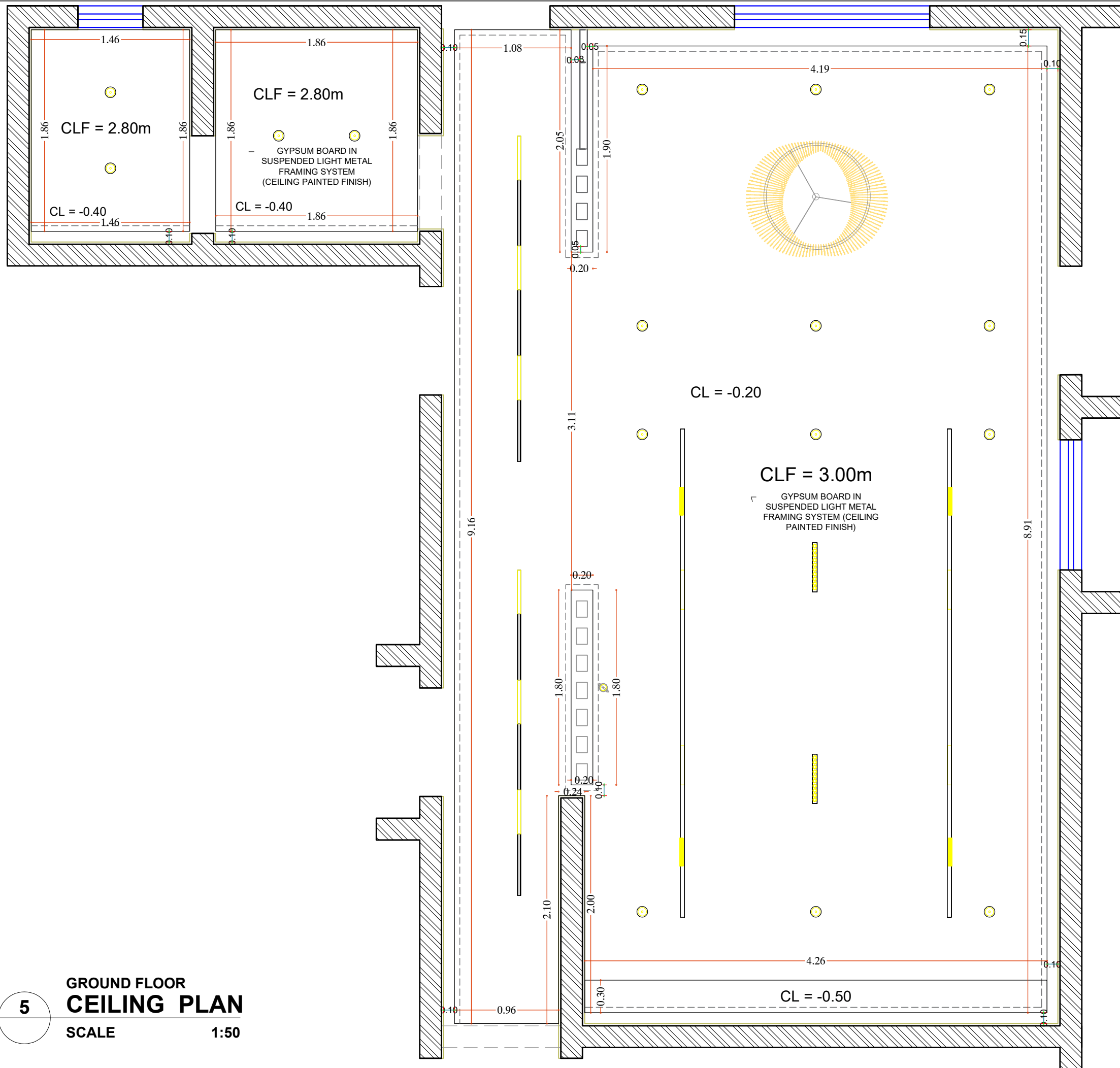


GENERAL NOTES:-

1. ALL DIMENSIONS ARE IN Meters AND (UNLESS NOTED OTHERWISE)
2. DO NOT SCALE FROM THE DRAWINGS
3. ANY DISCREPANCIES TO BE NOTED TO ARCHITECT IMMEDIATELY
4. ALL DIMENSIONS TO BE CHECKED ON SITE
5. ALL DRAWINGS SHOULD BE READ IN CONJUNCTION WITH OTHER RELEVANT DISCIPLINES AND CONTRACT DOCUMENTS

Client :	
Project : Residential Villa	
Space title : Living and dining hall	
Drawing title:	
Design concept :	Checked by :
Date :	Drawing No : 00

4 GROUND FLOOR FURNITURE PLAN
SCALE 1:50



GENERAL NOTES:-

1. ALL DIMENSIONS ARE IN Meters AND (UNLESS NOTED OTHERWISE)
2. DO NOT SCALE FROM THE DRAWINGS
3. ANY DISCREPANCIES TO BE NOTED TO ARCHITECT IMMEDIATELY
4. ALL DIMENSIONS TO BE CHECKED ON SITE
5. ALL DRAWINGS SHOULD BE READ IN CONJUNCTION WITH OTHER RELEVANT DISCIPLINES AND CONTRACT DOCUMENTS

Client :

Project :

Residential Villa

Space title :

Living and dining hall

Drawing title:

Design concept :

Checked by :

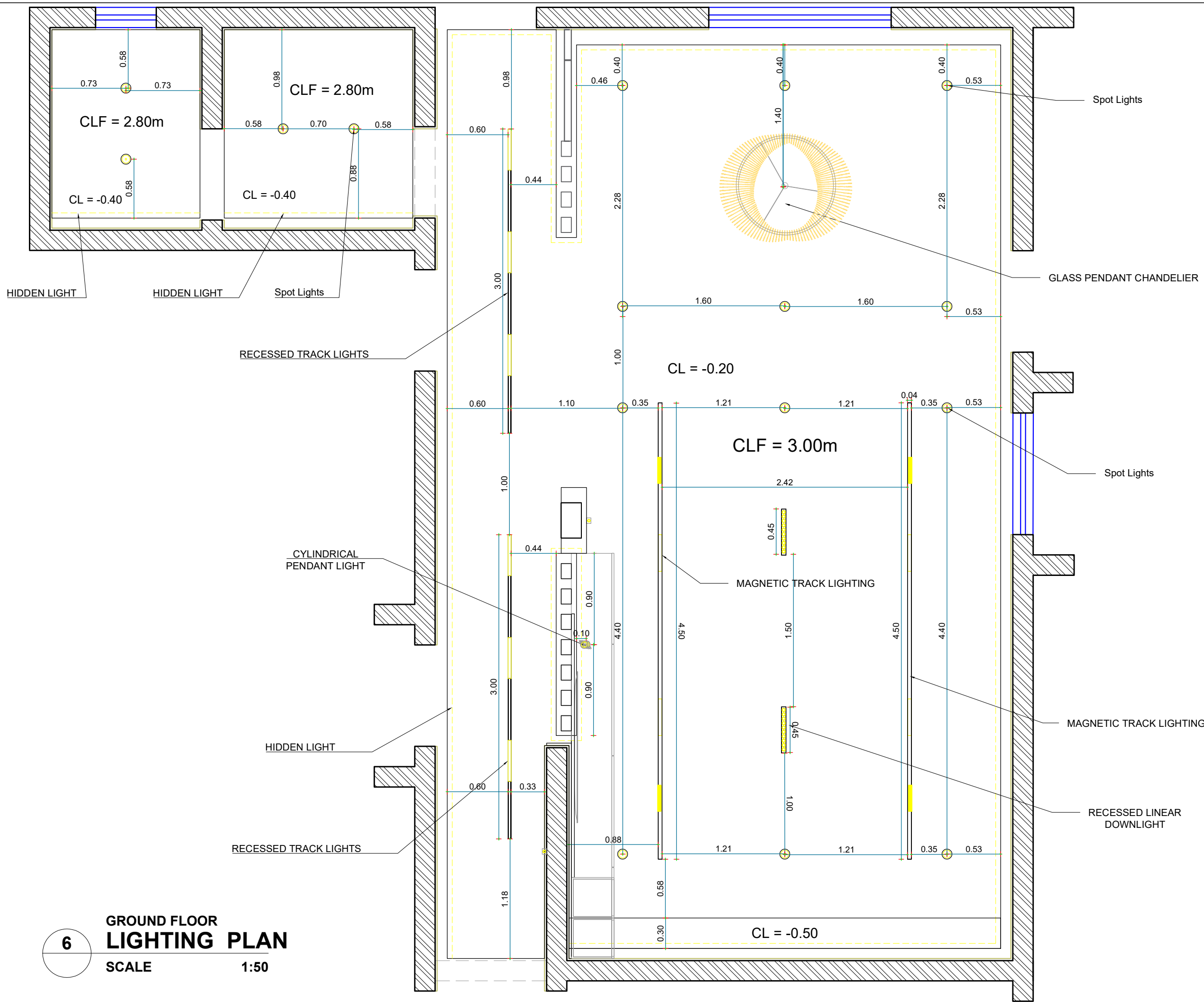
Date :

Drawing No : 00

5

**GROUND FLOOR
CEILING PLAN**

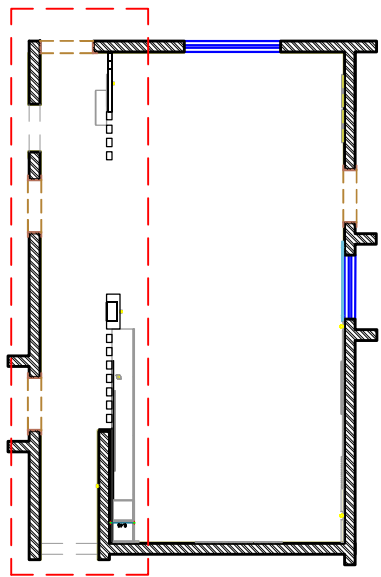
SCALE 1:50



- GENERAL NOTES:-**
1. ALL DIMENSIONS ARE IN Meters AND (UNLESS NOTED OTHERWISE)
 2. DO NOT SCALE FROM THE DRAWINGS
 3. ANY DISCREPANCIES TO BE NOTED TO ARCHITECT IMMEDIATELY
 4. ALL DIMENSIONS TO BE CHECKED ON SITE
 5. ALL DRAWINGS SHOULD BE READ IN CONJUNCTION WITH OTHER RELEVANT DISCIPLINES AND CONTRACT DOCUMENTS

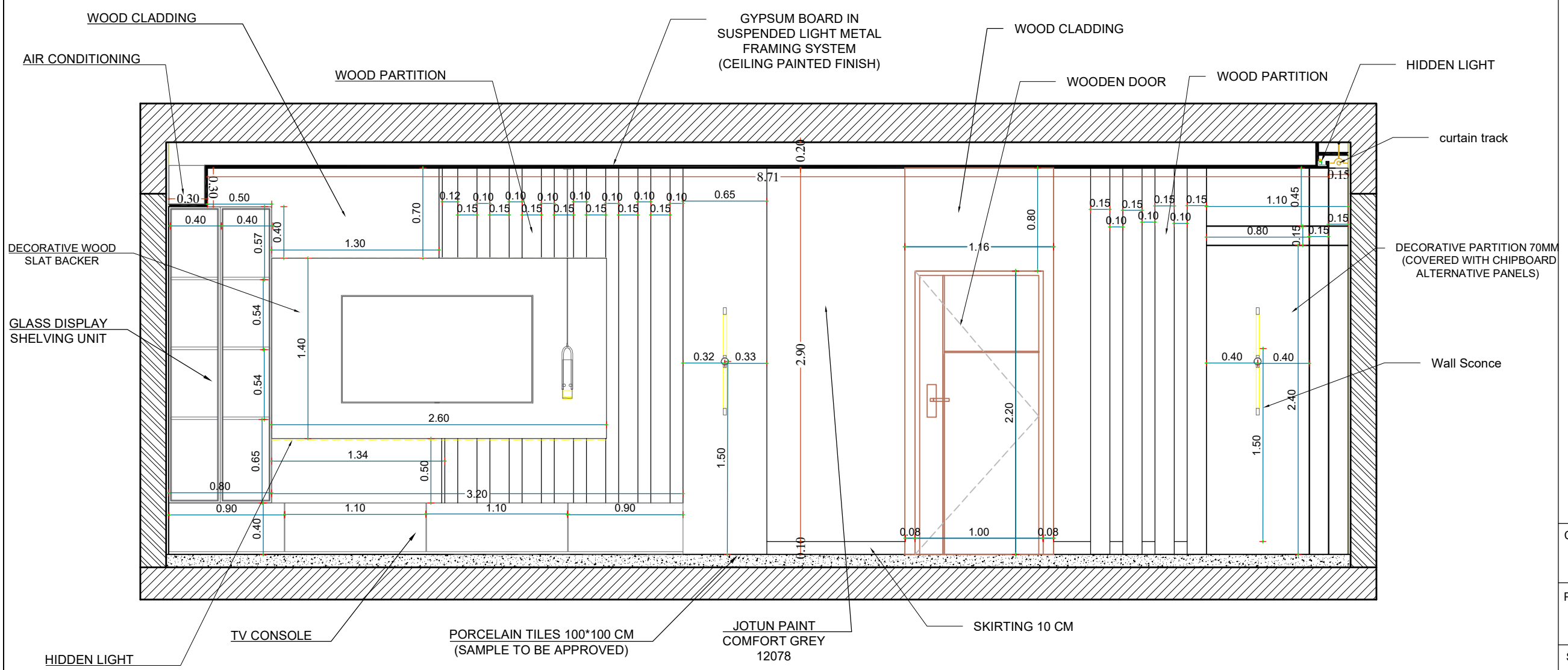
Client :	
Project : Residential Villa	
Space title : Living and dining hall	
Drawing title:	
Design concept :	Checked by :
Date :	Drawing No : 00

6 GROUND FLOOR LIGHTING PLAN
SCALE 1:50



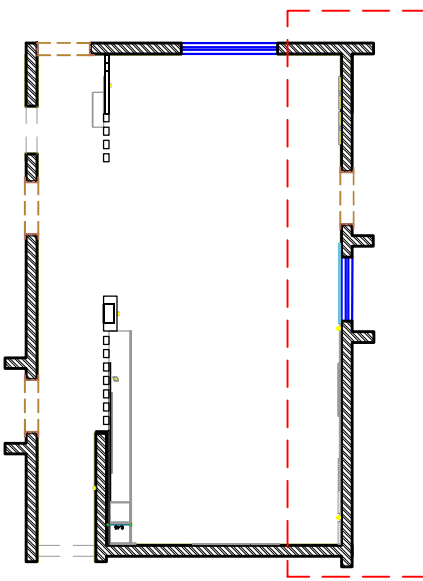
GENERAL NOTES:-

1. ALL DIMENSIONS ARE IN Meters AND (UNLESS NOTED OTHERWISE)
2. DO NOT SCALE FROM THE DRAWINGS
3. ANY DISCREPANCIES TO BE NOTED TO ARCHITECT IMMEDIATELY
4. ALL DIMENSIONS TO BE CHECKED ON SITE
5. ALL DRAWINGS SHOULD BE READ IN CONJUNCTION WITH OTHER RELEVANT DISCIPLINES AND CONTRACT DOCUMENTS



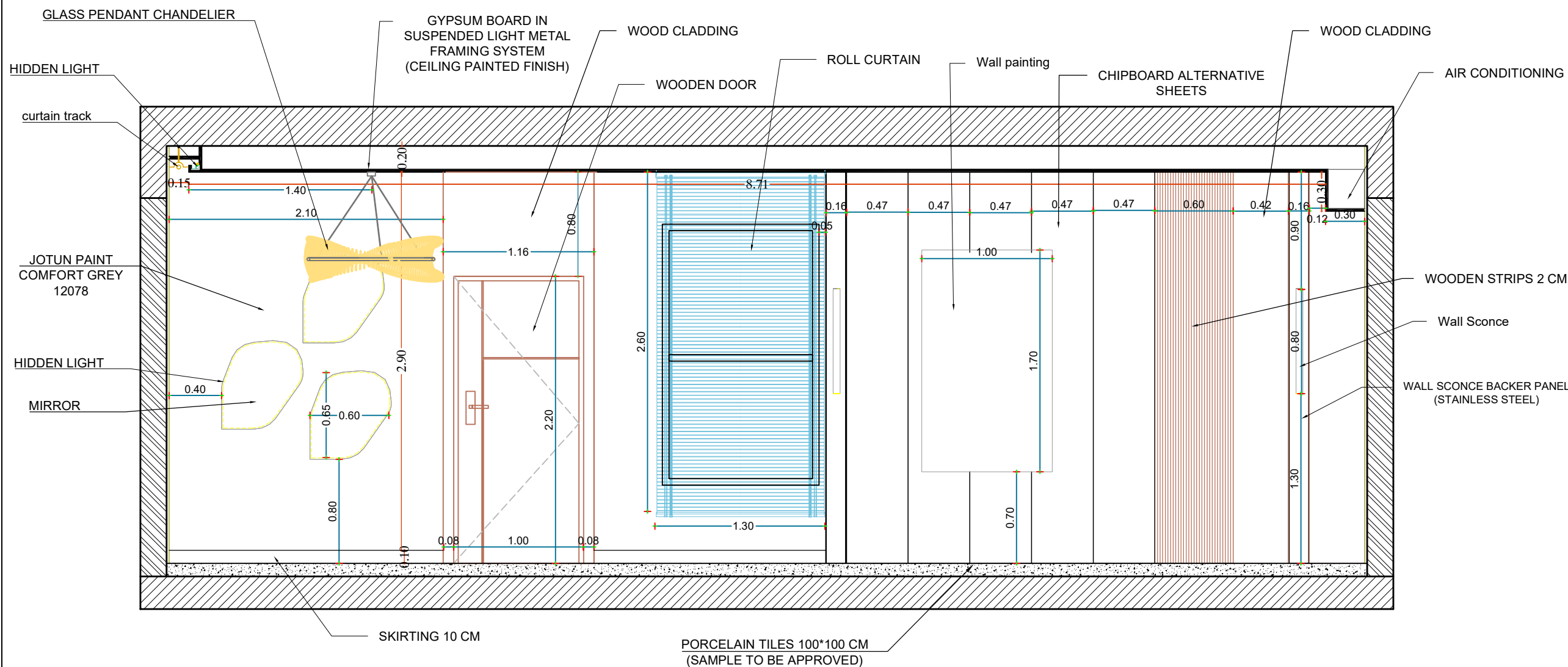
7
**GROUND FLOOR
ELEVATION A (1)**
 SCALE 1:50

Client :	
Project : Residential Villa	
Space title : Living and dining hall	
Drawing title:	
Design concept :	Checked by :
Date :	Drawing No : 00



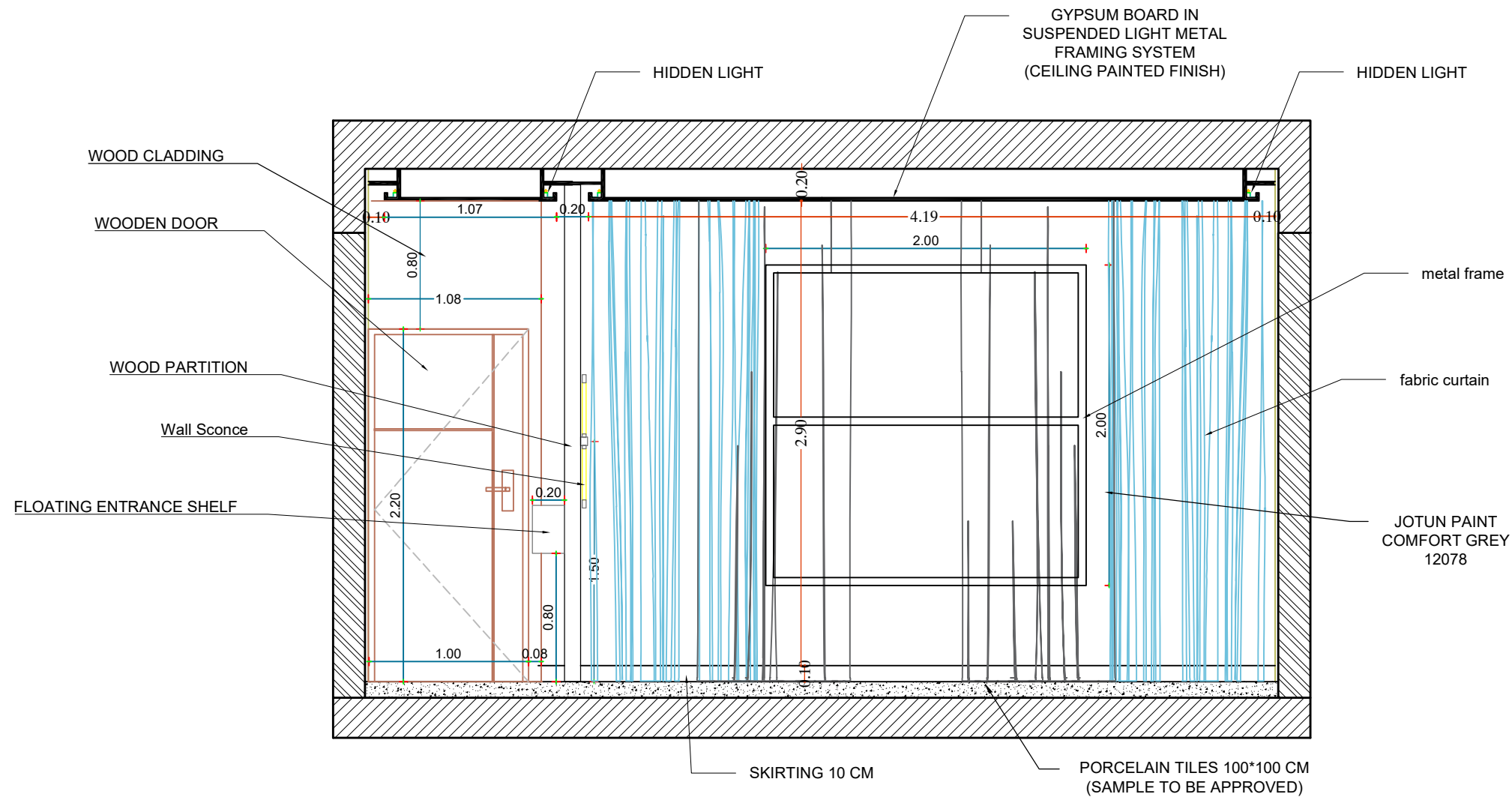
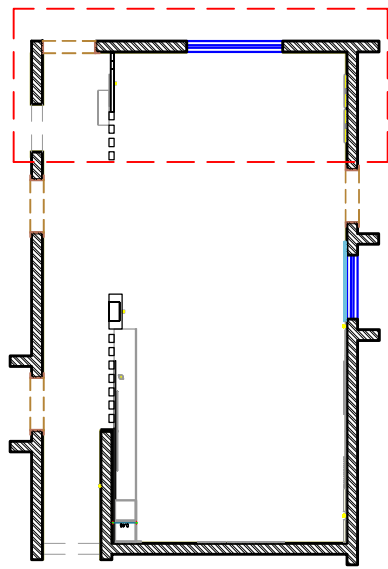
GENERAL NOTES:-

1. ALL DIMENSIONS ARE IN Meters AND (UNLESS NOTED OTHERWISE)
2. DO NOT SCALE FROM THE DRAWINGS
3. ANY DISCREPANCIES TO BE NOTED TO ARCHITECT IMMEDIATELY
4. ALL DIMENSIONS TO BE CHECKED ON SITE
5. ALL DRAWINGS SHOULD BE READ IN CONJUNCTION WITH OTHER RELEVANT DISCIPLINES AND CONTRACT DOCUMENTS



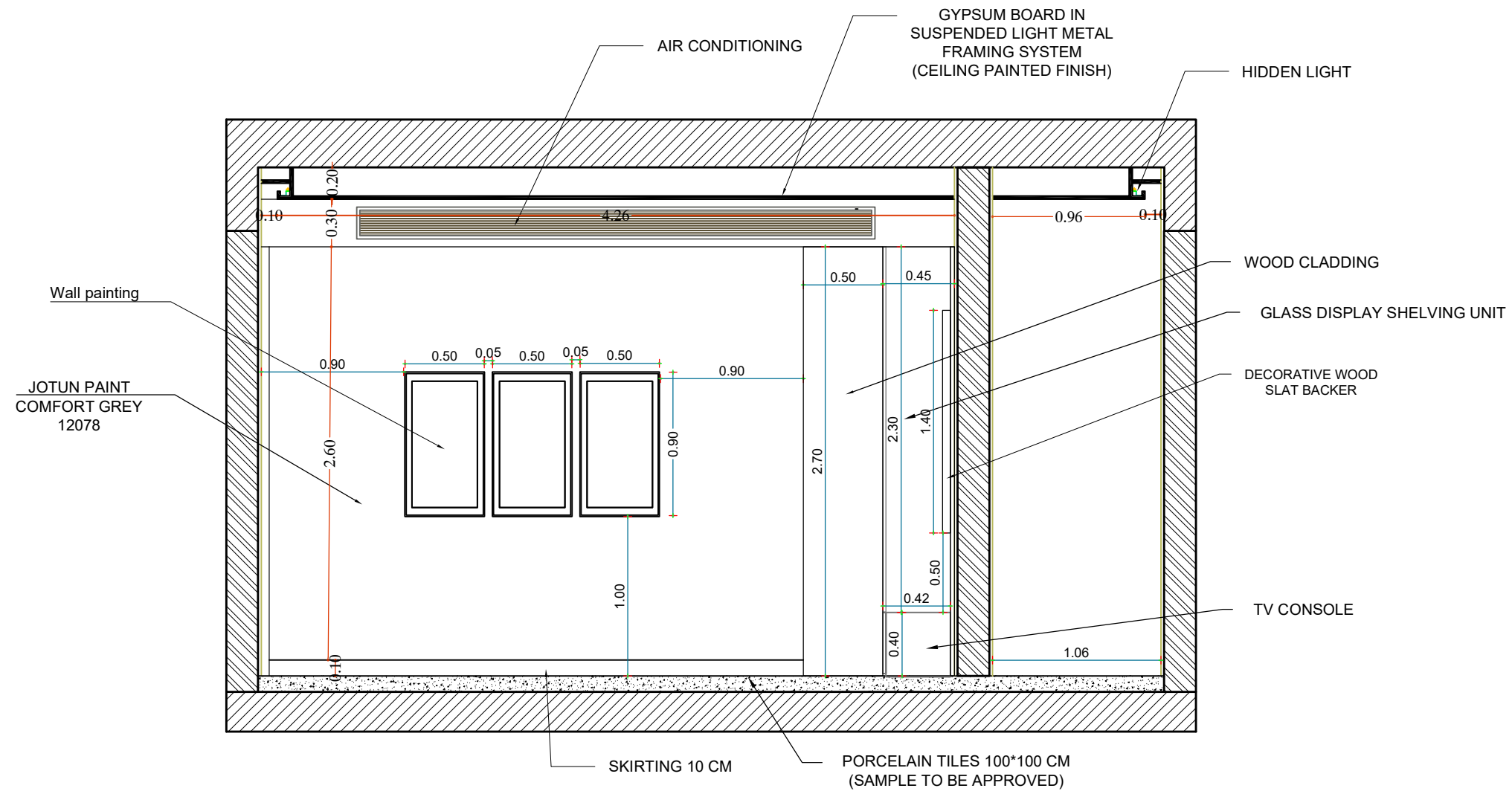
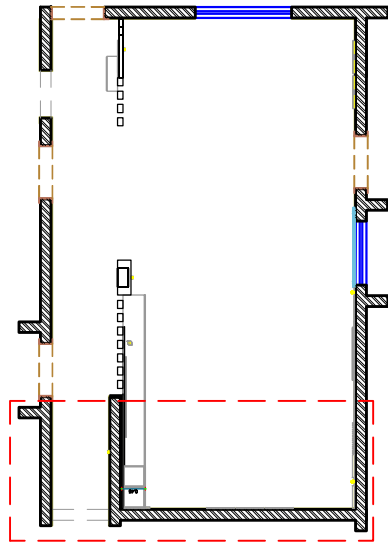
8
**GROUND FLOOR
ELEVATION B (2)**
 SCALE 1:50

Client :	
Project : Residential Villa	
Space title : Living and dining hall	
Drawing title:	
Design concept :	Checked by :
Date :	Drawing No : 00



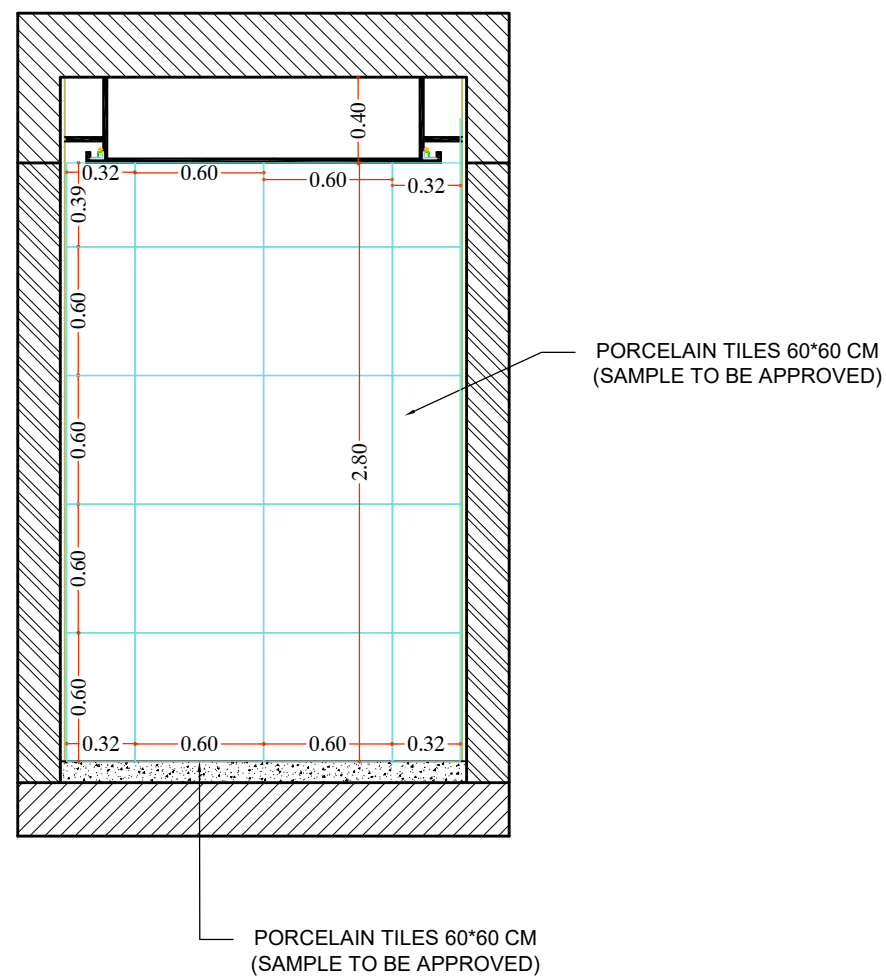
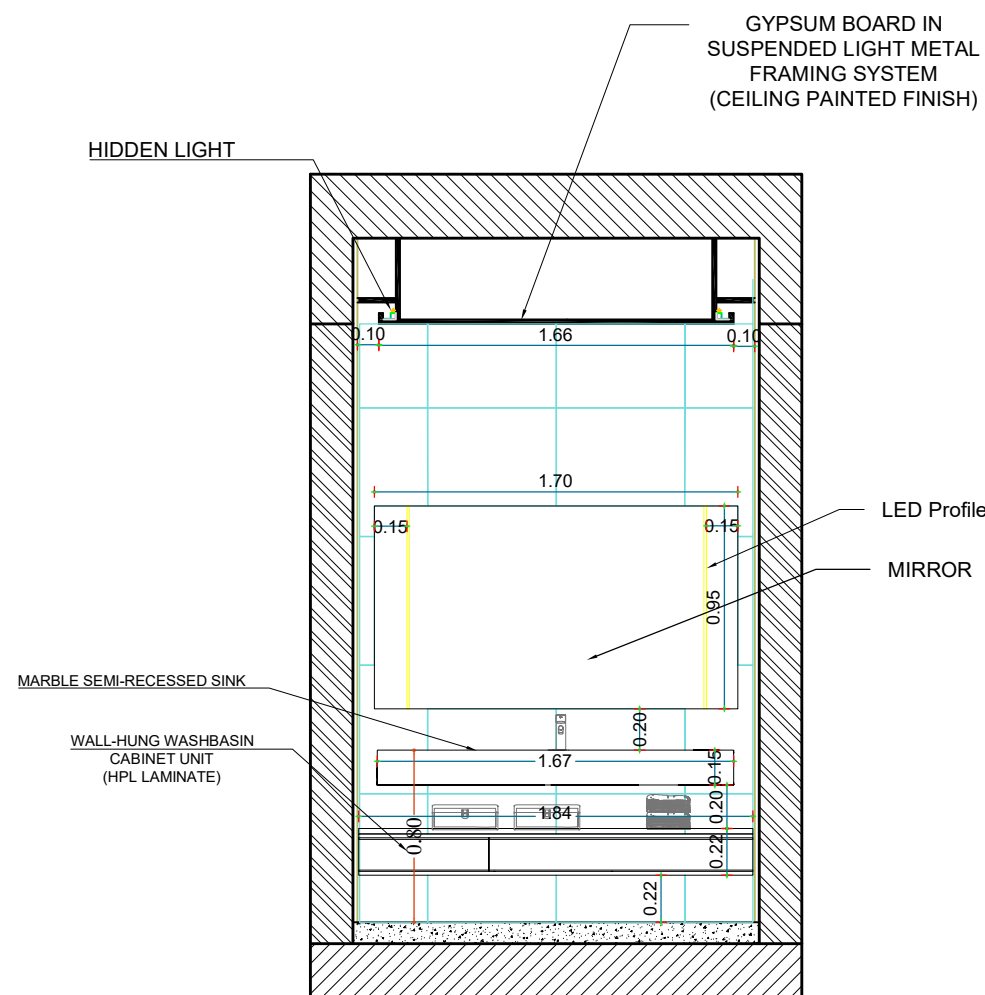
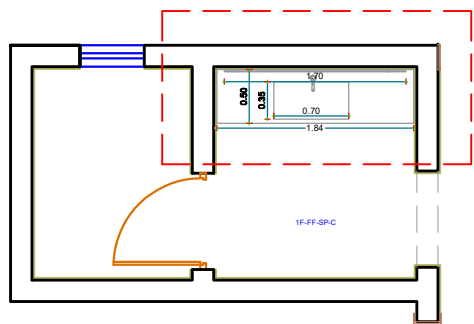
9 GROUND FLOOR
ELEVATION C (3)
 SCALE 1:50

Client :	
Project : Residential Villa	
Space title : Living and dining hall	
Drawing title:	
Design concept :	Checked by :
Date :	Drawing No : 00



10
GROUND FLOOR
ELEVATION D (4)
SCALE 1:50

Client :	
Project : Residential Villa	
Space title : Living and dining hall	
Drawing title:	
Design concept :	Checked by :
Date :	Drawing No : 00



12 GROUND FLOOR
ELEVATION F (6)
SCALE 1:50

GENERAL NOTES:-

1. ALL DIMENSIONS ARE IN Meters AND (UNLESS NOTED OTHERWISE)
2. DO NOT SCALE FROM THE DRAWINGS
3. ANY DISCREPANCIES TO BE NOTED TO ARCHITECT IMMEDIATELY
4. ALL DIMENSIONS TO BE CHECKED ON SITE
5. ALL DRAWINGS SHOULD BE READ IN CONJUNCTION WITH OTHER RELEVANT DISCIPLINES AND CONTRACT DOCUMENTS

Client :

Project :

Residential Villa

Space title :

Washbasin hall

Drawing title:

Design concept :

Checked by :

Date :

Drawing No : 00

Notes:

This is a concept design details, shop drawings to be done by the contractors to meet the feel and look of the design perspectives, any discrepancy in the drawings the concept perspectives design should supersede and the contractor to highlight these before any execution to avoid any confusion and work execution miss matching the design concept.